

**SRIXON**® /  *Cleveland*  
GOLF



**2026** SPRING  
DEALER CATALOG

# A TEAM ON A TEAR

AROUND THE WORLD, TEAM SRIXON IS STACKING WINS AND SETTING STANDARDS—DRIVEN BY THE ELITE PERFORMANCE OF ZXi, RTZ, AND Z-STAR.



A close-up, artistic photograph of a Srixon ZXi7 golf club head. The club head is primarily white with a prominent, glowing red frame that appears to be made of a polished, reflective material. The word "SRIXON" is embossed in a bold, black, sans-serif font on the white face of the club. Below it, the model name "ZXi7" is also embossed, with the "i" in a smaller font size. The background is dark, making the glowing red frame stand out. The lighting creates strong highlights and shadows, emphasizing the contours and textures of the club head.

**SRIXON**

**ZXi7**

***ZXi IRONS***



PROVEN  
ON TOUR.

*ZXi7 IRONS*

*ZXi5 IRONS*

*ZXiU UTILITY IRONS*

With winning performances across the world, ZXi Irons are tour-proven and Major-validated. And with the release of the ZXiR extension, now any golfer can enjoy ZXi feel, quality, and performance.



PLAYED  
EVERYWHERE.

*ZXi4 IRONS*

*ZXiR IRONS*

*ZXiRHL IRONS*



# COMPARE IRON PERFORMANCE

To select the Iron model that suits your game best, consider your current handicap and your performance goals. Then, use the information below to choose the ZXi Irons that are right for you.



## Z-FORGED II BLADE

A muscle back Iron offering crisp feel, maximum control, and pinpoint workability.

HANDICAP	Lowest
TRAJECTORY	Low-Mid
FORGIVENESS	■ ■ □ □ □ □
WORKABILITY	■ ■ ■ ■ ■ ■
DISTANCE	■ ■ □ □ □ □



## ZXi7 PLAYERS

Tour-preferred looks, pro-level feel, and precision workability.

HANDICAP	Low
TRAJECTORY	Mid
FORGIVENESS	■ ■ ■ □ □ □
WORKABILITY	■ ■ ■ ■ ■ ■
DISTANCE	■ ■ ■ □ □ □



## ZXi5 PLAYERS DISTANCE

Added ball speed and just the right amount of forgiveness, but still workable.

HANDICAP	Low-Mid
TRAJECTORY	Mid-High
FORGIVENESS	■ ■ ■ ■ □ □
WORKABILITY	■ ■ ■ ■ □ □
DISTANCE	■ ■ ■ ■ □ □



## ZXi4 PLAYERS DEVELOPMENT

Hollow Iron forgiveness with forged feel and players-inspired looks.

HANDICAP	Mid-High
TRAJECTORY	Mid-High
FORGIVENESS	■ ■ ■ ■ ■ □
WORKABILITY	■ ■ □ □ □ □
DISTANCE	■ ■ ■ ■ ■ □



## ZXiR GAME IMPROVEMENT

Distance and forgiveness focused premium iron, with unparalleled feel.

HANDICAP	Mid-High
TRAJECTORY	High
FORGIVENESS	■ ■ ■ ■ ■ ■
WORKABILITY	■ □ □ □ □ □
DISTANCE	■ ■ ■ ■ ■ ■



## ZXiRHL SUPER GAME IMPROVEMENT

A high launching premium iron optimized for low to moderate swing speed players.

HANDICAP	High
TRAJECTORY	Highest
FORGIVENESS	■ ■ ■ ■ ■ ■ +
WORKABILITY	■ □ □ □ □ □
DISTANCE	■ ■ ■ ■ ■ □



## ZXiU UTILITY

A powerful long Iron replacement with excellent forgiveness and a higher launch.

HANDICAP	Low-High
TRAJECTORY	Mid-High
FORGIVENESS	■ ■ ■ ■ ■ □
WORKABILITY	■ ■ ■ □ □ □
DISTANCE	■ ■ ■ ■ ■ ■

# FEEL, LIKE NOTHING ELSE

## ***i-ALLOY***

Srixon doesn't chase categories. We chase feel. That's why ZXiR didn't start with specs—it started with a blank slate.

Our R&D team engineered i-ALLOY specifically for irons – a material designed to deliver better feedback, quieter vibration, and a softer feel than 431 steel, commonly used material in game improvement irons.

Because when you care about how it feels, you care about what it's made of.

## ***i-FORGED***

Feel is everything. With every round, on every strike, feel is your first and most critical source of feedback. Which is precisely why we've dedicated decades to the pursuit of the best-feeling Irons possible.

It's this journey, this relentless pursuit, that led us to i-FORGED. Our greatest innovation in Iron metallurgy, ever.

It's a one-of-a-kind formula that strengthens and enhances each ZXi Iron to produce superior feel, along with better distance, forgiveness, and control.

And it all starts at the forge.

## SOFTER MATERIALS, SOFTER FEEL

- ZXi7 single-piece body material is 7% softer\*
- ZXiU and ZXi5 face material is 14% softer\*
- i-ALLOY is 10% softer than 431 steel\*\*

\*Calculations based on difference in material hardness between ZX MK II and ZXi Irons using Vickers hardness scale.

\*\* Calculations based on difference in material hardness between i-ALLOY and 431 steel in standard game improvement irons measured by Srixon R&D lab using the Vickers Hardness Scale.

# MAINFRAME

We set the criteria, our computers analyzed countless simulations, and thanks to the material improvements, we built a better MainFrame. This one-of-a-kind COR-maximizing technology puts more ball speed, forgiveness, and consistency into every strike.

*Now featured on ZXi5, ZXi4, ZXiU, ZXiR, and ZXiR HL.*



# TOUR V.T. SOLE

Coveted by tour professionals and amateurs alike, our signature Tour V.T. Sole brings cleaner strikes to each ZXi Iron model.

No matter how steep your downswing, a raised leading and trailing edge improve feel by maintaining speed through the turf. It also helps improve contact for mis-struck shots when striking the turf before the ball.



# ZXiR IRONS

NEW

Crafted with obsessive detail to performance and style, ZXiR blends completely new materials and cavity back construction with signature Srixon aesthetics for a game improvement model that feels even better than it looks.

## KEY INNOVATIONS:

### i-ALLOY

i-ALLOY is a brand-new steel with better feel, created by Srixon. It's significantly softer than the 431 steel commonly used in this category, as well as less dense, while still meeting the strength and durability needs our brand demands.

### MAINFRAME

MainFrame saves additional weight and adds more MOI through an enhanced milled pattern on the back side of the Iron face. At impact, this system amplifies ball speed and adds forgiveness.



### SIGNATURE SRIXON SHAPING

ZXiR Irons advance Srixon's renowned design aesthetics into the game improvement space, while also cosmetically aligning with the entire ZXi Iron family—featuring premium, cavity back badging, confidence-inspiring shaping, and clean topline address profiles.

### TOUR V.T. SOLE

Our Tour V.T. Sole's proprietary combination of sole widths, bounce angles, and notches to ensure a smooth glide through fairway, rough, and sand without any loss of speed.

Face Material: HT1770 (4i - 7i), i-ALLOY (8i- SW)  
Body Material: i-ALLOY

#### STEEL SHAFT: KBS Tour Lite

FLEX	WEIGHT*	TORQUE	BUTT DIAMETER	LAUNCH	SPIN
S	96g	2.8°	0.600"	High	High
R	95g	3.0°	0.600"	High	High

\*Steel shaft weights listed are based on the trimmed length of a standard length 7 iron

#### GRAPHITE SHAFT: KBS PGI 80/60

FLEX	WEIGHT	TORQUE	BUTT DIAMETER	LAUNCH	SPIN
S	80g	3.5°	0.600"	High	High
R	60g	4.5°	0.600"	High	High

#### GRIP: Golf Pride Tour Velvet 360

SIZE	CORE	WEIGHT
Standard	.580"	52g

## SPEC

HEAD	LOFT	HAND	LIE	OFFSET	LENGTH <sup>1</sup>	STEEL SWING WEIGHT		GRAPHITE SWING WEIGHT	
						S Flex	R Flex	S Flex	R Flex
4	19.5°	RH/LH	60.5°	5.0mm	39.5"	D2	D2	D0	C9
5	22°	RH/LH	61°	4.6mm	38.75"	D2	D2	D0	C9
6	25°	RH/LH	61.5°	4.1mm	38"	D2	D2	D0	C9
7	28.5°	RH/LH	62°	3.5mm	37.25"	D2	D2	D0	C9
8	33°	RH/LH	62.5°	3.4mm	36.75"	D2	D2	D0	C9
9	38°	RH/LH	63°	3.2mm	36.25"	D2	D2	D0	C9
PW	43°	RH/LH	63.5°	2.9mm	36"	D2	D2	D0	C9
AW	48°	RH/LH	63.5°	2.3mm	35.75"	D3	D3	D1	D0
SW	54°	RH	63.5°	2.1mm	35.5"	D3	D3	D1	D0



## ZXiR<sup>HL</sup> IRONS

NEW

Srixon's first super game improvement model—made to give lower swing speed golfers a satisfying, high arcing ball flight path with increased spin—ZXiR HL (High Launch) Irons showcase signature Srixon design and pure feel, with the same cavity back benefits and forgiveness tech as ZXiR.

### KEY INNOVATIONS:

#### HIGH LAUNCH DESIGN

ZXiR HL (High Launch) delivers premium Srixon performance and feel with specially tuned specs, lofts, and design to help lower swing speed golfers launch the ball higher, increase spin, and improve stopping power around the greens for optimal playability. All with Srixon's renowned design aesthetics to cosmetically align with the entire ZXi Iron family.

#### i-ALLOY

i-ALLOY is a brand-new steel with better feel, created by Srixon. It's significantly softer than the 431 steel commonly used in this category, as well as less dense, while still meeting the strength and durability needs our brand demands.



GRIP: Golf Pride Tour Velvet 360

SIZE	CORE	WEIGHT
Standard	.580"	52g

#### MAINFRAME

MainFrame saves additional weight and adds more MOI through an enhanced milled pattern on the back side of the Iron face. At impact, this system amplifies ball speed and adds forgiveness.

#### SIGNATURE SRIXON SHAPING

ZXiR HL Irons advance Srixon's renowned design aesthetics into the super game improvement space, while also cosmetically aligning with the entire ZXi Iron family—featuring premium, cavity back badging, confidence-inspiring shaping, and clean topline address profiles.

#### TOUR V.T. SOLE

Our Tour V.T. Sole's proprietary combination of sole widths, bounce angles, and notches to ensure a smooth glide through fairway, rough, and sand without any loss of speed.

Face Material: HT1770 (5i - 7i), i-ALLOY (8i - SW)  
Body Material: i-ALLOY

STEEL SHAFT: KBS 80HL

FLEX	WEIGHT*	TORQUE	BUTT DIAMETER	LAUNCH	SPIN
S	87g	2.3°	0.600"	High	High
R	86g	2.4°	0.600"	High	High

\*Steel shaft weights listed are based on the trimmed length of a standard length 7 iron

GRAPHITE SHAFT: KBS MAX 55 / 50

FLEX	WEIGHT	TORQUE	BUTT DIAMETER	LAUNCH	SPIN
R	55g	5.9°	0.605"	High	High
A	48g	6.8°	0.596"	High	High

#### SPEC

HEAD	LOFT	HAND	LIE	OFFSET	LENGTH <sup>1</sup>	STEEL SWING WEIGHT		GRAPHITE SWING WEIGHT	
						S Flex	R Flex	R Flex	A Flex
5	24.5°	RH/LH	61°	5.3mm	38.75"	D0	D0	C8	C8
6	28.5°	RH/LH	61.5°	4.6mm	38"	D0	D0	C8	C8
7	32.5°	RH/LH	62°	4.2mm	37.25"	D0	D0	C8	C8
8	36.5°	RH/LH	62.5°	3.8mm	36.75"	D0	D0	C8	C8
9	41°	RH/LH	63°	3.5mm	36.25"	D0	D0	C8	C8
PW	45.5°	RH/LH	63.5°	2.9mm	36"	D0	D0	C8	C8
AW	50°	RH/LH	63.5°	2.5mm	35.75"	D1	D1	C9	C9
SW	55°	RH	63.5°	2.5mm	35.5"	D1	D1	C9	C9

<sup>1</sup>To match USGA and R&A industry guidelines, Srixon has modified how club lengths are measured and published. Our published length specifications for Irons are now approximately 1/4" longer. Note: club lengths haven't changed, only how they are measured and recorded.

## ZXiR<sup>HL</sup> IRONS

NEW

## WOMENS

Srixon's first super game improvement model, Women's ZXiR HL (High Launch) Irons are made to give female golfers a satisfying, high arcing ball flight path with increased spin. Women's ZXiR HL Irons showcase signature Srixon design and pure feel, with the same cavity back benefits and forgiveness tech as ZXiR, and feature components optimized to fit female swings.

### KEY INNOVATIONS:

#### HIGH LAUNCH DESIGN

ZXiR HL (High Launch) delivers premium Srixon performance and feel with specially tuned specs, lofts, and design to help lower swing speed golfers launch the ball higher, increase spin, and improve stopping power around the greens for optimal playability. All with Srixon's renowned design aesthetics to cosmetically align with the entire ZXi Iron family.

#### i-ALLOY

i-ALLOY is a brand-new steel with better feel, created by Srixon. It's significantly softer than the 431 steel commonly used in this category, as well as less dense, while still meeting the strength and durability needs our brand demands.



#### MAINFRAME

MainFrame saves additional weight and adds more MOI through an enhanced milled pattern on the back side of the Iron face. At impact, this system amplifies ball speed and adds forgiveness.

#### SIGNATURE SRIXON SHAPING

ZXiR HL Irons advance Srixon's renowned design aesthetics into the super game improvement space, while also cosmetically aligning with the entire ZXi Iron family—featuring premium, cavity back badging, confidence-inspiring shaping, and clean topline address profiles.

#### TOUR V.T. SOLE

Our Tour V.T. Sole's proprietary combination of sole widths, bounce angles, and notches to ensure a smooth glide through fairway, rough, and sand without any loss of speed.

Face Material: HT1770 (5i - 7i), i-ALLOY (8i - SW)  
Body Material: i-ALLOY

GRAPHITE SHAFT: KBS MAX 45 Ladies

FLEX	WEIGHT	TORQUE	BUTT DIAMETER	LAUNCH	SPIN
L	45g	6.8°	0.593"	High	High

GRIP: Lamkin ST Soft Women's

SIZE	CORE	WEIGHT
Undersized	.600"	40g

#### SPEC

HEAD	LOFT	HAND	LIE	OFFSET	WOMEN'S LENGTH <sup>1</sup>	GRAPHITE SWING WEIGHT
5	24.5°	RH/LH*	61°	5.3mm	37.75"	L FLEX
6	28.5°	RH/LH*	61.5°	4.6mm	37"	C5
7	32.5°	RH/LH*	62°	4.2mm	36.25"	C5
8	36.5°	RH/LH*	62.5°	3.8mm	35.75"	C5
9	41°	RH/LH*	63°	3.5mm	35.25"	C5
PW	45.5°	RH/LH*	63.5°	2.9mm	35"	C5
AW	50°	RH/LH*	63.5°	2.5mm	34.75"	C6
SW	55°	RH	63.5°	2.5mm	34.5"	C6

\*LH available as custom only

<sup>1</sup>To match USGA and R&A industry guidelines, Srixon has modified how club lengths are measured and published. Our published length specifications for Irons are now approximately 1/4" longer. Note: club lengths haven't changed, only how they are measured and recorded.

# ZXi7 IRONS

A players' Iron with compact shaping and tour-preferred looks, made with all-new i-FORGED technology for the most supreme feeling Srixon Iron ever created. A single-piece forging delivers a sleek, highly-workable package.

## KEY INNOVATIONS:

### i-FORGED

Proprietary Condensed Forging inserts added strength in the hosel area, which allows for the use of new, softer S15C steel in the single-piece Iron body for unprecedented feel and control.

### PUREFRAME

This generation of PureFrame uses a larger forged ridge in the body of the Iron just behind the sweet spot. We've expanded this ridge for even better feel, stability, and control.

### TOUR V.T. SOLE

Our Tour V.T. Sole's proprietary combination of sole widths, bounce angles, and notches to ensure a smooth glide through fairway, rough, and sand without any loss of speed.

### PROGRESSIVE GROOVES

The 3i-7i feature wider grooves, while the 8i-AW have deeper, closer-set grooves to ensure consistent spin across the set. Laser milling between each groove, on every loft, enhances adds bite on every strike.

### PLAYERS IRON SHAPES

A thin topline, narrow sole, short blade, and minimal offset—the preferred look for tour-level and low-handicap golfers. These compact players Irons feature a muscle-back cavity for maximum workability and a razor-sharp look.

Material: S15C Steel

STEEL SHAFT: True Temper Dynamic Gold Mid 115

FLEX	WEIGHT	TORQUE	BUTT DIAMETER	LAUNCH	SPIN
S (S300)	115g	2.2°	0.600"	Mid	Mid

GRIP: Golf Pride Tour Velvet 360

SIZE	CORE	WEIGHT
Standard	.580"	52g



SPEC							
HEAD	LOFT	HAND	LIE	OFFSET	LENGTH <sup>†</sup>	SWING WEIGHT	
3	20°	RH/LH	60°	3.7mm	39.25"	D3	
4	22°	RH/LH	60.5°	3.5mm	38.75"	D3	
5	25°	RH/LH	61°	3.3mm	38.25"	D3	
6	28°	RH/LH	61.5°	3.1mm	37.75"	D3	
7	32°	RH/LH	62°	2.8mm	37.25"	D3	
8	36°	RH/LH	62.5°	2.4mm	36.75"	D3	
9	41°	RH/LH	63°	2.0mm	36.25"	D3	
PW	46°	RH/LH	63.5°	1.7mm	35.75"	D3	
AW	51°	RH/LH	63.5°	1.4mm	35.75"	D4	

<sup>†</sup>To match USA and R&A industry guidelines, Srixon has modified how club lengths are measured and published. Our published length specifications for irons are now approximately 1/4" longer. Note: Club lengths haven't changed, only how they are measured and recorded.

# ZXi5 IRONS

All-new ZXi5 Irons represent our most potent blend of power, playability, and ultra-sharp looks. Our revolutionary i-FORGED process, combined with the latest Srixon ball speed and distance technologies, gives ZXi5 Irons unprecedented feel, speed, and power on every shot.

## KEY INNOVATIONS:

### i-FORGED

Condensed Forging stretching from the high-toe area and along the topline of the Iron blade enhances overall strength, durability, and feel. Then the forged faces on ZXi5 are softened to improve this already exceptional feel.

### MAINFRAME

MainFrame saves additional weight and adds more MOI through an enhanced network of milled channels on the back side of the Iron face. At impact, this system amplifies ball speed and adds forgiveness.



GRIP: Golf Pride Tour Velvet 360

SIZE	CORE	WEIGHT
Standard	.580"	52g

SPEC							STEEL SWING WEIGHT		GRAPHITE SWING WEIGHT	
HEAD	LOFT	HAND	LIE	OFFSET	LENGTH <sup>†</sup>	S Flex	R Flex	R Flex	A Flex	
3*	20°	RH/LH	60°	4.2mm	39.25"	D3	D2	C9	C8	
4	22°	RH/LH	60.5°	4.0mm	38.75"	D3	D2	C9	C8	
5	24°	RH/LH	61°	3.8mm	38.25"	D3	D2	C9	C8	
6	27°	RH/LH	61.5°	3.6mm	37.75"	D3	D2	C9	C8	
7	31°	RH/LH	62°	3.2mm	37.25"	D3	D2	C9	C8	
8	35°	RH/LH	62.5°	3.0mm	36.75"	D3	D2	C9	C8	
9	39°	RH/LH	63°	2.7mm	36.25"	D3	D2	C9	C8	
PW	44°	RH/LH	63.5°	2.2mm	35.75"	D3	D2	C9	C8	
AW	50°	RH/LH	63.5°	1.9mm	35.75"	D4	D3	D0	C9	

\*ZXi5 3 Iron Offered Custom Only

<sup>†</sup>To match USA and R&A industry guidelines, Srixon has modified how club lengths are measured and published. Our published length specifications for irons are now approximately 1/4" longer. Note: Club lengths haven't changed, only how they are measured and recorded.

### TOUR V.T. SOLE

Our Tour V.T. Sole's proprietary combination of sole widths, bounce angles, and notches to ensure a smooth glide through fairway, rough, and sand without any loss of speed.

### PROGRESSIVE GROOVES

The 3i-7i feature wider grooves, while the 8i-AW have deeper, closer-set grooves to ensure consistent spin across the set. Laser milling between each groove, on every loft, enhances adds bite on every strike.

### PLAYERS DISTANCE SHAPES

ZXi5 features a slightly wider sole with moderate blade length and offset, giving attuned golfers enhanced distance, forgiveness, and workability—all with an ultra-clean look at address.

Face Material: SUP10 Steel  
Body Material: S20C Steel

STEEL SHAFT: True Temper Dynamic Gold Mid 115/100

FLEX	WEIGHT	TORQUE	BUTT DIAMETER	LAUNCH	SPIN
S (S300)	115g	2.2°	0.600"	Mid	Mid
R (R300)	105g	2.3°	0.600"	Mid	Mid

GRAPHITE SHAFT: KBS TGI 60

FLEX	WEIGHT	TORQUE	BUTT DIAMETER	LAUNCH	SPIN
R	60g	4.6°	0.600"	Mid	Mid

GRAPHITE SHAFT: UST Mamiya Recoil Dart 65

FLEX	WEIGHT	TORQUE	BUTT DIAMETER	LAUNCH	SPIN
A (F2)	56g	5.2°	0.600"	High	High

# ZXi4 IRONS

With a clean look at address, forged feel, and hollow head design, ZXi4 delivers the heightened forgiveness you need in a compact shape you'll want to play.

## KEY INNOVATIONS:

### i-FORGED CONSTRUCTION

ZXi4 Irons feature a softer SUS17-47 material, which delivers dramatically better feel than previous generations of ZX4 Irons. This softer material allows us to adjust loft and lie more easily to ensure the perfect fit.

### MAINFRAME

MainFrame saves additional weight and adds more MOI through an enhanced network of milled channels on the back side of the Iron face. At impact, this system amplifies ball speed and adds forgiveness.



GRIP: Golf Pride Tour Velvet 360

SIZE	CORE	WEIGHT
Standard	.580"	52g

### TOUR V.T. SOLE

Our Tour V.T. Sole's proprietary combination of sole widths, bounce angles, and notches to ensure a smooth glide through fairway, rough, and sand without any loss of speed.

### PROGRESSIVE GROOVES

The 4i-7i feature wider grooves, while the 8i-SW have deeper, closer-set grooves to ensure consistent spin across the set. Laser milling between each groove, on every loft, enhances adds bite on every strikes.

### HOLLOW IRON SHAPES

ZXi4's unique hollow design features moderate sole width, our longest blade length, and our highest offset for max forgiveness, all while still offering an appealing look at address.

Face Material: HT1770  
Body Material: SUS17-47

STEEL SHAFT: KBS Tour Lite

FLEX	WEIGHT*	TORQUE	BUTT DIAMETER	LAUNCH	SPIN
S	96g	2.8°	0.600"	High	High
R	95g	3.0°	0.600"	High	High

\*Steel shaft weights listed are based on the trimmed length of a standard length 7 iron

GRAPHITE SHAFT: KBS TGI 60

FLEX	WEIGHT	TORQUE	BUTT DIAMETER	LAUNCH	SPIN
R	60g	4.6°	0.600"	Mid	Mid

GRAPHITE SHAFT: UST Recoil Dart 65

FLEX	WEIGHT	TORQUE	BUTT DIAMETER	LAUNCH	SPIN
A (F2)	56g	5.2°	0.600"	High	High

## SPEC

HEAD	LOFT	HAND	LIE	OFFSET	LENGTH <sup>†</sup>	STEEL SWING WEIGHT		GRAPHITE SWING WEIGHT	
						S Flex	R Flex	R Flex	A Flex
4	21°	RH/LH	60.5°	4.1mm	38.75"	D2	D2	C9	C8
5	23°	RH/LH	61°	3.9mm	38.25"	D2	D2	C9	C8
6	25.5°	RH/LH	61.5°	3.6mm	37.75"	D2	D2	C9	C8
7	28.5°	RH/LH	62°	3.2mm	37.25"	D2	D2	C9	C8
8	33°	RH/LH	62.5°	3.0mm	36.75"	D2	D2	C9	C8
9	38°	RH/LH	63°	2.7mm	36.25"	D2	D2	C9	C8
PW	43°	RH/LH	63.5°	2.2mm	35.75"	D2	D2	C9	C8
AW	49°	RH/LH	63.5°	1.8mm	35.75"	D3	D3	D0	C9
SW	56°	RH	63.5°	1.0mm	35.75"	D3	D3	D0	C9

<sup>†</sup>To match USA and R&A industry guidelines, Srixon has modified how club lengths are measured and published. Our published length specifications for irons are now approximately 1/4" longer. Note: Club lengths haven't changed, only how they are measured and recorded.

# ZXi4 IRONS WOMEN'S

With a clean look at address, forged feel, and hollow head design, ZXi4 delivers the heightened forgiveness you need in a compact shape you'll want to play.

## KEY INNOVATIONS:

### i-FORGED CONSTRUCTION

ZXi4 Irons feature a softer SUS17-47 material, which delivers dramatically better feel than previous generations of ZX4 Irons. This softer material allows us to adjust loft and lie more easily to ensure the perfect fit.

### WOMEN'S-SPECIFIC BUILD

The Women's ZXi4 Irons have all the same clubhead technology as the men's model, but their components are optimized to fit female swings—such as ideal, shorter shafts with customized flex profiles. Plus, they come standard with an upgraded grip that provides comfort and great feedback.

### MAINFRAME

MainFrame saves additional weight and adds more MOI through an enhanced network of milled channels on the back side of the Iron face. At impact, this system amplifies ball speed and adds forgiveness.



### TOUR V.T. SOLE

Our Tour V.T. Sole's proprietary combination of sole widths, bounce angles, and notches to ensure a smooth glide through fairway, rough, and sand without any loss of speed.

### PROGRESSIVE GROOVES

The 5i-7i feature wider grooves, while the 8i-AW have deeper, closer-set grooves to ensure consistent spin across the set. Laser milling between each groove, on every loft, enhances adds bite on every strikes.

### HOLLOW IRON SHAPES

ZXi4's unique hollow design features moderate sole width, our longest blade length, and our highest offset for max forgiveness, all while still offering an appealing look at address.

Face Material: HT1770  
Body Material: SUS17-47

GRAPHITE SHAFT: UST Helium Nanocore 50

FLEX	WEIGHT	TORQUE	BUTT DIAMETER	LAUNCH	SPIN
L (F1)	53g	4.2°	0.587"	High	High

GRIP: Lamkin ST Soft Women's

SIZE	CORE	WEIGHT
Standard	.600"	40g

## SPEC

HEAD	LOFT	HAND	LIE	OFFSET	WOMEN'S LENGTH <sup>†</sup>	GRAPHITE SWING WEIGHT	
						L FLEX	A FLEX
5	23°	RH/LH*	61°	3.9mm	37.25"	C5	C8
6	25.5°	RH/LH*	61.5°	3.6mm	36.75"	C5	C8
7	28.5°	RH/LH*	62°	3.2mm	36.25"	C5	C8
8	33°	RH/LH*	62.5°	3.0mm	35.75"	C5	C8
9	38°	RH/LH*	63°	2.7mm	35.25"	C5	C8
PW	43°	RH/LH*	63.5°	2.2mm	34.75"	C5	C8
AW	49°	RH/LH*	63.5°	1.8mm	34.75"	C5	C6

\*LH available as custom only

<sup>†</sup>To match USA and R&A industry guidelines, Srixon has modified how club lengths are measured and published. Our published length specifications for irons are now approximately 1/4" longer. Note: Club lengths haven't changed, only how they are measured and recorded.

# ZXiU UTILITY IRONS

ZXiU Utility Irons are potent long Iron replacements—even among tour pros—with elevated power, control, and forgiveness in a blade-like design with minimal offset.

## KEY INNOVATIONS:

### i-FORGED

Condensed Forging stretching from the high-toe area and along the topline of the Iron blade enhances overall strength, durability, and feel. Then the forged faces on ZXiU are softened to improve this already exceptional feel.

### MAINFRAME

MainFrame saves additional weight and adds more MOI through an enhanced network of milled channels on the back side of the Iron face. At impact, this system amplifies ball speed and adds forgiveness.

### TOUR V.T. SOLE

For the first time ever, we've included Tour V.T. Sole on all ZXiU Utility Irons, along with a leading-edge side chamfer. This proprietary combination of sole widths, bounce angles, and notches encourages a smooth glide through the turf without losing speed.

### UTILITY IRON SHAPING

Our widest soles, combined with minimal offset and an appealing look at address, makes our forgiving, hollow ZXiU Utility long Irons professional favorites.

Face Material: SUP10 Steel

Body Material: S20C Steel

STEEL SHAFT: True Temper Dynamic Gold Mid 115

FLEX	WEIGHT	TORQUE	BUTT DIAMETER	LAUNCH	SPIN
S (S300)	115g	2.2°	0.600"	Mid	Mid

GRAPHITE SHAFT: Mitsubishi MMT Utility

FLEX	WEIGHT	TORQUE	BUTT DIAMETER	LAUNCH	SPIN
X	98g	3.3°	0.600"	Mid	Mid
S	84g	3.7°	0.588"	Mid	Mid
R	82g	3.8°	0.586"	Mid	Mid

GRIP: Golf Pride Tour Velvet 360

SIZE	CORE	WEIGHT
Standard	.580"	52g



## SPEC

HEAD	LOFT	HAND	LIE	OFFSET	STEEL LENGTH <sup>†</sup>	GRAPHITE LENGTH <sup>†</sup>	STEEL SWING WEIGHT		GRAPHITE SWING WEIGHT	
							S Flex	X Flex	S Flex	R Flex
2	18°	RH/LH	60°	4.2mm	39.75"	40.25"	D2	D1	D1	D1
3	20°	RH/LH	60°	4.2mm	39.25"	39.75"	D2	D1	D1	D1
4	23°	RH/LH	60.5°	4.2mm	38.75"	39.25"	D2	D1	D1	D1

<sup>†</sup>To match USA and R&A industry guidelines, Srixon has modified how club lengths are measured and published. Our published length specifications for irons are now approximately 1/4" longer. Note: Club lengths haven't changed, only how they are measured and recorded.

# Z-FORGED II IRONS

A muscle back blade Iron with player-preferred shaping, Z-Forged II offers exceptional feel and ultra-precise control. Designed in close collaboration with Srixon's professional tour staff, Z-Forged II features a razor-sharp address profile, forged construction, and a highly workable sole design for skilled players who want the most from forged feel and stunning looks.

## KEY INNOVATIONS:

### PUREFRAME

Carefully crafted from 1020 Carbon Steel, Z-Forged II features mid-height toe and heel features on the back of the club. This approach strategically relocates mass right where you strike the ball for unmatched feel, playability, and performance.

### BLADE SHAPING

Z-Forged II offers everything you'd expect from a contemporary blade design: a compact players' package with precision shaping and a stunningly clean address profile. Shaping on the back of the head optimizes CG location and MOI without sacrificing any of the feel or workability demanded by the purest of ball strikers.

### PROGRESSIVE GROOVES

The 3i-7i feature wide grooves, ideal for longer shots in all conditions. The 8i-PW have deeper, closer-set grooves which cut through grass and debris to enhance spin on approach shots. Laser milling between each groove, on every loft, enhances friction in all conditions.

### TOUR V.T. SOLE

Using a proprietary combination of sole-widths, bounce angles, and toe/heel notches, Tour V.T. Sole takes turf interaction to a whole new level of detail. Highly regarded by Srixon tour staff, this unique sole technology encourages a smooth glide through fairway, rough and sand so you can strike the ball solidly without losing speed.

Material: Forged 1020 Carbon Steel

STEEL SHAFT: N.S. PRO Modus3 Tour 120

FLEX	WEIGHT	TORQUE	BUTT DIAMETER	LAUNCH	SPIN
X	120g	1.6°	.600"	Low-Mid	Low-Mid
S	114g	1.7°	.600"	Low-Mid	Low-Mid

GRIP: Golf Pride Tour Velvet 360

SIZE	CORE	WEIGHT
Standard	.580"	52g

## SPEC

HEAD	LOFT	LIE	LENGTH <sup>†</sup>	SWING WEIGHT	HAND
3	20°	60°	39.25"	D3	RH
4	23°	60.5°	38.75"	D3	RH
5	26°	61°	38.25"	D3	RH
6	29°	61.5°	37.75"	D3	RH
7	33°	62°	37.25"	D3	RH
8	37°	62.5°	36.75"	D3	RH
9	41°	63°	36.25"	D3	RH
PW	46°	63.5°	35.75"	D3	RH

<sup>†</sup>To match USA and R&A industry guidelines, Srixon has modified how club lengths are measured and published. Our published length specifications for irons are now approximately 1/4" longer. Note: Club lengths haven't changed, only how they are measured and recorded.



## ZXi IRON COMBINATION SET GUIDE

ZXi Irons were carefully designed with a holistic, family-oriented approach so models can be seamlessly combined for your best Iron play yet. Although each ZXi Iron model delivers a specific performance profile with differing degrees of workability, launch height, and forgiveness, they all share incredibly similar shaping with nearly identical topline widths, making it incredibly easy to blend models.

Dial-in your game with the combo that best fits your swing, strike, and playstyle. Ultimately, you'll see lower scores by outfitting your bag with a fine-tuned combination selected from the entire ZXi Iron performance spectrum.

### ZXi5 + ZXi7 TOUR PREFERRED

The ZXi5 and ZXi7 combination is the best of both worlds with powerful distance in the long Irons and tour-validated workability in the short Irons.

Ordered as custom, suggested sets are 4i-6i in ZXi5 and 7i-PW or 8i-PW in ZXi7. Other combinations are also available.



### ZXiU UTILITY + ZXi7 PLAYER PREFERRED

This combination is the most popular with our professional tour staff. It pairs extremely forgiving long Irons with highly workable short Irons. ZXiU Utilities are available in 2i-4i and are a preferred substitute for traditional long Irons.



### ZXi4 + ZXi5 PLAYERS FORGIVENESS

A combo designed to help you score your best. This highly forgiving set pairs cavity back short Irons with hollow long Irons for a confidence-inspiring Iron game.

Ordered as custom, suggested sets are 4i-6i or 4i-7i in ZXi4 and 7i-PW or 8i-PW in ZXi5. Other combinations are also available.



# CUSTOM PAINTFILL


Make any set of Srixon Irons uniquely yours with by customizing the paintfill colors across each logo, loft marking, and hosel. Combine 20 colors across 4 color groups and even the face groove alignment line.



## COLOR PALETTE

Purple	Pink	Metallic Gold	Black
Dark Red	Off White	Leather Brown	Navy
Red	Yellow	Gray	Dark Blue
Orange	Lime Green	Metallic Silver	Blue
Peach	Green	White	Light Blue

## CUSTOM FERRULES



- Red / White / Blue
- Camo
- Black / White / Gold
- Black / Teal / Pink
- Red / Black / White
- Black / Blue / White
- Green / White / Yellow / Grey

Available on all Srixon Irons



# FEATURED SHAFT UPGRADES

Visit your local fitting specialist or simply choose your favorites from our extensive catalog of up-charge and no up-charge shafts and grips.

## CUSTOM ZXi IRON SHAFT OFFERINGS



Aerotech SteelFiber i70cw	LAUNCH: Mid-High	SPIN: Mid
Aerotech SteelFiber i95cw	LAUNCH: Low-Mid	SPIN: Mid
Fujikura AXIOM	LAUNCH: Low-Mid	SPIN: Low
KBS S-Taper	LAUNCH: Mid	SPIN: Low
MCA MMT Iron	LAUNCH: Mid	SPIN: Mid
Nippon N.S. PRO Modus3 Tour 105	LAUNCH: Mid	SPIN: Mid
Nippon N.S. PRO Modus3 Tour 120	LAUNCH: Mid	SPIN: Mid
True Temper Dynamic Gold S300	LAUNCH: Low	SPIN: Low
True Temper Dynamic Gold Tour Issue	LAUNCH: Low	SPIN: Low
Project X	LAUNCH: Low	SPIN: Low
Project X Red	LAUNCH: Mid	SPIN: Mid

## CUSTOM ZXi WOODS SHAFT OFFERINGS



Mitsubishi Tensei 1K Black	LAUNCH: Low	SPIN: Low
Mitsubishi Tensei 1K Blue	LAUNCH: Mid	SPIN: Mid
Project X Denali Black	LAUNCH: Low	SPIN: Low
Project X Denali Blue	LAUNCH: Mid	SPIN: Mid
Project X Denali Red	LAUNCH: High	SPIN: High
Project X HZR DUS Black Gen 5	LAUNCH: Low	SPIN: Low
UST LIN-Q M40X Blue	LAUNCH: Mid	SPIN: Low
UST LIN-Q M40X White	LAUNCH: Low-Mid	SPIN: Low-Mid

# FEATURED GRIP UPGRADES

## GOLF PRIDE

GRIP MODEL	SIZE
Tour Velvet	STD, MID, JUM
Tour Velvet Plus 4	STD, MID
Tour Velvet Align	STD, MID
Tour Velvet Full Cord	STD
CP2 Wrap	STD, MID, JUM
CP2 Pro	STD, MID, JUM
MCC Plus 4 Align	STD, MID
MCC Plus 4	STD
MCC Align	STD, MID, JUM
MCC	STD, MID
Z Cord	STD, MID

## IOMIC

GRIP MODEL	SIZE
Hideki Grip	STD
Sticky	STD, MID
iXx	STD

## JUMBOMAX

GRIP MODEL	SIZE
JMX Ultralite M	JUM
JMX Ultralite XL	JUM

## SUPERSTROKE

GRIP MODEL	SIZE
Crossline 2.0	STD, MID
REVL - Comfort / Player / Element	STD, MID, JUM
	STD, MID
	STD, MID

## WINN

GRIP MODEL	SIZE
Dri-Tac	STD, MID
Dri-Tac Lite	STD, MID, JUM
	STD, MID, JUM
	STD, MID, JUM
Excel	STD, MID, JUM

Offerings may vary depending on inventory.

# RECEIVE FREE ARCCOS SENSORS AND ARCCOS CADDIE TRIAL

Tracking your data leads to better decisions and lower scores. That's why purchasing any Srixon or Cleveland Golf club that comes with a green Arccos endcap installed grants you free access to Arccos Smart Sensors and Caddie. Simply scan the QR code after purchasing to get started.





***ZX; WOODS***



## ***i-FLEX***

A remarkably thin face center, supported by thickened areas on the heel and toe, characterize i-FLEX's ball speed-enhancing shape. With these upgrades to face flex and energy transfer, ZXi Drivers and i-FLEX set the record for our fastest, longest Drivers. Ever.

**+4.2 YDS OF DISTANCE**

OVER PREVIOUS GENERATION OF SRIXON DRIVERS PER PLAYER TESTING\*

\*Average of SRI player distance tests of ZXi, LS, and MAX models

**+4.6 YDS OF CARRY**

OVER PREVIOUS GENERATION OF FAIRWAY WOODS PER PLAYER TESTING\*

\*SRI player tests compared ZXi 3-Woods to Mk II 3-Woods

**+2.4 YDS OF CARRY**

OVER PREVIOUS GENERATION OF ZX MK II HYBRID PER PLAYER TESTING\*

\*Increase based on data from a player test conducted by SRI R&D comparing launch data of ZX Mk II 4-Hybrid vs. ZXi 4-Hybrid performance

# SELECT YOUR ZXi DRIVER

For the all-new lineup of Srixon ZXi Drivers, we created three unique models with different attributes to meet the specific needs of our team of tour players, professional and amateur golfers, and everyone striving to improve their long game.

## ZXi LS DRIVER

### FOCUSED DISTANCE AND LOW SPIN

The ZXi LS Driver's advanced low spin profile is a perfect match for players with aggressive swings who want to dominate the distance game with a lower flight and extra yards after carry. Two adjustable sole weights placed in the front and rear allow you to dial in your preferred spin characteristics.

SPIN	Lowest
LAUNCH	Mid
FLIGHT BIAS	Straight (Slight Fade)
FORGIVENESS	Mid
SWING SPEED	High
WEIGHT ADJUSTMENT	Spin (Front-Back)



## ZXi DRIVER

### FOCUSED ALL-AROUND PERFORMANCE

The ZXi Driver combines blistering ball speed and high MOI that provides a player with superb drives and forgiveness while keeping spin relatively low. Two adjustable sole weights placed in the heel and toe allow you to calibrate a preferred ball flight path with your personal swing characteristics.

SPIN	Mid-Low
LAUNCH	Mid-High
FLIGHT BIAS	Straight (adjustable)
FORGIVENESS	Mid-High
SWING SPEED	Mid-High
WEIGHT ADJUSTMENT	Flight (Heel-Toe)



## ZXi MAX DRIVER

### FOCUSED FORGIVENESS

A totally new offering, ZXi MAX is Srixon's highest MOI Driver to date, featuring an easy swing feel and heightened forgiveness in a sharp, high-performance profile. A single adjustable weight placed low in the rear allows you to choose your preferred swing weight and maximize ZXi MAX's MOI benefits for total confidence on the tee box.

SPIN	Mid
LAUNCH	High
FLIGHT BIAS	Straight (Slight Draw)
FORGIVENESS	Highest
SWING SPEED	Low-Mid
WEIGHT ADJUSTMENT	Swing Weight (Rear Weight)



### FLIGHT CHART

- ZXi LS DRIVER
- ZXi DRIVER
- ZXi MAX DRIVER



# ZXi LS DRIVER

The ZXi LS Driver's advanced low spin profile is a perfect match for players with aggressive swings who want to dominate the distance game. Two adjustable sole weights placed in the front and rear allow you to dial in your preferred spin characteristics for a lower ball flight and extra yards after carry.

## KEY INNOVATIONS:

### i-FLEX FACE

This completely redesigned face thickness pattern produces more efficient energy transfer at impact. The added strength of the interior i-FLEX face structure allows the center of the face to be thinner than last gen, increasing ball speed.

### REBOUND FRAME

Rebound Frame is an entirely unique system that amplifies energy transfer at impact. By utilizing two flex zones, instead of just one, Rebound Frame maximizes flex across the face to increase power, ball speed, and, ultimately, shot distance.

### ADJUSTABILITY

Two adjustable sole weights placed in the front and rear allow you to dial in your preferred spin characteristics. And an all-new, 1.5-degree hosel sleeve lets you fine tune Driver loft, lie, and face angle.

### STAR FRAME CROWN

Complex latticework creates the structural integrity necessary to support an ultralight, remarkably thin titanium crown, ultimately allowing discretionary mass to be set where it best suits each ZXi Driver's ideal launch and spin characteristics.

### LASER FACE MILLING

Brand new for ZXi Drivers, visible Laser Face Milling has been added to the surface to help stabilize spin and add forgiveness in wet conditions.



### GRAPHITE SHAFT: Project X HZRDUS Black Gen 5 70/60

FLEX	WEIGHT	TORQUE	TIP DIAMETER	BUTT DIAMETER	LAUNCH	SPIN
X (6.5)	75g	3.0°	.335"	.600"	Low	Low
S (6.0)	65g	3.2°	.335"	.600"	Low	Low
R (5.5)	65g	3.5°	.335"	.600"	Low	Low

### GRIP: Golf Pride Tour Velvet 360

SIZE	CORE	WEIGHT
Standard	.580"	52g

### SPEC

LOFT	HAND	LIE	VOLUME	LENGTH <sup>†</sup>	SWING WEIGHT	CLUB WEIGHT
8.0°	RH	59°	460cc	45.75"	D3.5 (S), D4.5 (X)	
9.0°	RH/LH	59°	460cc	45.75"	D3.5 (S), D4.5 (X)	326g (X), 317g (S,R)
10.5°	RH	59°	460cc	45.75"	D3.5 (R,S)	



# ZXi DRIVER

The ZXi Driver combines blistering ball speed with exceptional MOI for a club that provides a player with superb drives and forgiveness while keeping spin relatively low. Two adjustable sole weights allow you to calibrate a preferred ball flight path with your personal swing characteristics.

## KEY INNOVATIONS:

### i-FLEX FACE

This completely redesigned face thickness pattern produces more efficient energy transfer at impact. The added strength of the interior i-FLEX face structure allows the center of the face to be thinner than last gen, increasing ball speed.

### REBOUND FRAME

Rebound Frame is an entirely unique system that amplifies energy transfer at impact. By utilizing two flex zones, instead of just one, Rebound Frame maximizes flex across the face to increase power, ball speed, and, ultimately, shot distance.

### ADJUSTABILITY

Two adjustable sole weights placed in the heel and toe allow you to adjust the swing weight and Center of Gravity to favor a draw or fade shot shape. And an all-new, 1.5-degree hosel sleeve lets you fine tune Driver loft, lie, and face angle.

### STAR FRAME CROWN

Complex latticework creates the structural integrity necessary to support an ultralight, remarkably thin titanium crown, ultimately allowing discretionary mass to be set where it best suits each ZXi Driver's ideal launch and spin characteristics.

### LASER FACE MILLING

Brand new for ZXi Drivers, visible Laser Face Milling has been added to the surface to help stabilize spin and add forgiveness in wet conditions.



### GRAPHITE SHAFT: Fujikura Ventus TR Blue 6

FLEX	WEIGHT	TORQUE	TIP DIAMETER	BUTT DIAMETER	LAUNCH	SPIN
X	64.5g	4.8°	.335"	.608"	Mid	Mid
S	63.5g	4.9°	.335"	.604"	Mid	Mid
R	62.5g	5.0°	.335"	.602"	Mid	Mid

### GRIP: Golf Pride Tour Velvet 360

SIZE	CORE	WEIGHT
Standard	.580"	52g

### SPEC

LOFT	HAND	LIE	VOLUME	LENGTH <sup>†</sup>	SWING WEIGHT	CLUB WEIGHT
9.0°	RH/LH	59°	460cc	45.75"	D3	
10.5°	RH/LH	59°	460cc	45.75"	D3	316g (X), 315g (S,R)



# ZXi MAX DRIVER

Srixon's highest MOI Driver in the lineup, the ZXi MAX offers an easy swing feel and heightened forgiveness in a sharp, high-performance profile. A single adjustable weight placed low in the rear allows you to choose your preferred swing weight and maximize ZXi MAX's high MOI benefits for total confidence on the tee box.

## KEY INNOVATIONS:

### i-FLEX FACE

This completely redesigned face thickness pattern produces more efficient energy transfer at impact, increasing ball speed.

### REBOUND FRAME

Rebound Frame is an entirely unique system that amplifies energy transfer at impact. By utilizing two flex zones, instead of just one, Rebound Frame maximizes flex across the face to increase power, ball speed, and, ultimately, shot distance.

### ADJUSTABILITY

A single adjustable weight placed low in the rear allows you to choose your preferred swing weight and maximize ZXi MAX's MOI benefits. And an all-new, 1.5-degree hosel sleeve lets you fine tune Driver loft, lie, and face angle.

### STAR FRAME CROWN

Complex latticework creates the structural integrity necessary to support an ultralight, remarkably thin titanium crown, ultimately allowing discretionary mass to be set where it best suits each ZXi Driver's ideal launch and spin characteristics.

### LASER FACE MILLING

Brand new for ZXi Drivers, visible Laser Face Milling has been added to the surface to help stabilize spin and add forgiveness in wet conditions.



### GRAPHITE SHAFT: Project X Denali Red 50

FLEX	WEIGHT	TORQUE	TIP DIAMETER	BUTT DIAMETER	LAUNCH	SPIN
S (6.0)	52g	5.2°	.335"	.615"	High	High
R (5.5)	52g	5.4°	.335"	.615"	High	High
A (5.0)	51g	6.0°	.335"	.615"	High	High

### GRIP: Golf Pride Tour Velvet 360

SIZE	CORE	WEIGHT
Standard	.580"	52g

### SPEC

LOFT	HAND	LIE	VOLUME	LENGTH <sup>†</sup>	SWING WEIGHT	CLUB WEIGHT
9.0°	RH	59°	460cc	45.75"	D0	303g (S, R, A)
10.5°	RH/LH	59°	460cc	45.75"	D0	
12.0°	RH/LH	59°	460cc	45.75"	D0	



# ZXi MAX DRIVER WOMEN'S

Srixon's highest MOI Driver in the lineup, the ZXi MAX offers an easy swing feel and heightened forgiveness in a sharp, high-performance profile. A single adjustable weight placed low in the rear allows you to choose your preferred swing weight and maximize ZXi MAX's high MOI benefits for total confidence on the tee box.

## KEY INNOVATIONS:

### i-FLEX FACE

This completely redesigned face thickness pattern produces more efficient energy transfer at impact, increasing ball speed.

### WOMEN'S-SPECIFIC BUILD

The Women's ZXi Max Driver has all the same clubhead technology as the men's model, but their components are optimized to fit female swings—such as ideal, shorter shafts with customized flex profiles. Plus, they come standard with an upgraded grip that provides comfort and great feedback.

### REBOUND FRAME

Rebound Frame is an entirely unique system that amplifies energy transfer at impact. By utilizing two flex zones, instead of just one, Rebound Frame maximizes flex across the face to increase power, ball speed, and, ultimately, shot distance.

### ADJUSTABILITY

A single adjustable weight placed low in the rear allows you to choose your preferred swing weight and maximize ZXi MAX's MOI benefits. And an all-new, 1.5-degree hosel sleeve lets you fine tune Driver loft, lie, and face angle.

### STAR FRAME CROWN

Complex latticework creates the structural integrity necessary to support an ultralight, remarkably thin titanium crown, ultimately allowing discretionary mass to be set where it best suits each ZXi Driver's ideal launch and spin characteristics.

### LASER FACE MILLING

Brand new for ZXi Drivers, visible Laser Face Milling has been added to the surface to help stabilize spin and add forgiveness in wet conditions.



### GRAPHITE SHAFT: Aldila Ascent PL 40 Women's

FLEX	WEIGHT	TORQUE	TIP DIAMETER	BUTT DIAMETER	LAUNCH	SPIN
L	42.5g	6.9°	.335"	.604"	Mid-High	Mid-High


### GRIP: Lamkin ST Soft Women's

SIZE	CORE	WEIGHT
Undersize	.600"	40g

### SPEC

LOFT	HAND	LIE	VOLUME	LENGTH <sup>†</sup>	SWING WEIGHT	CLUB WEIGHT
12°	RH/LH*	59°	460cc	44.75"	C9	283g

\*LH Ladies SKU's Available Custom Only



# SOLE WEIGHT ADJUSTABILITY GUIDE

## ZXi ADJUSTABLE SOLE WEIGHTS

The ZXi Driver is shipped in a tour-standard straight setting, with a 10g weight in the heel and a 4g weight in the toe. You can set the Driver to a draw bias by placing a heavier weight in the heel and a lighter weight in the toe. To help produce a fade bias, flip the stock weights to have the 4g weight in the heel and the 10g weight in the toe. To access up to 15 yards\* in horizontal adjustment options, purchase additional ZXi Driver Weights.

*\*Per SRI Robot Testing performed at Kobe Golf Science Center*

## ZXi MAX ADJUSTABLE SOLE WEIGHT

The ZXi MAX Driver comes equipped with one 14g sole weight placed low and deep for a higher launch and more forgiveness. To adjust the Driver's swing weight, purchase any of the additional ZXi Driver Weights or order the ZXi MAX Driver as custom.

## ZXi MAX SWING WEIGHT ADJUSTMENT



Dunlop Torque Wrench  
Sold Separately

Star-shaped TORX(T25) tip

## ZXi LS ADJUSTABLE SOLE WEIGHTS

The ZXi LS Driver is shipped in a tour-standard low spin setting, with a 10g weight toward the front of the sole and a 4g weight near its rear. To adjust the spin up to 350 RPM\*, purchase additional ZXi Driver Weights.

*\*Per SRI Robot Testing performed at Kobe Golf Science Center*

For all Drivers, Srixon's R&D team selected their stock weights to specifically meet the performance needs of a wide range of players. To achieve a Driver's best performance characteristics for your game, we recommend consulting a professional club fitter for any sole weight changes.

### Sample Adjustments

HEEL/FRONT	TOE/REAR	ZXi (Direction Adjustment)	ZXi LS (Spin)
10g (Stainless)	4g (Aluminum)	Stock Configuration	Stock Spin
4g (Aluminum)	10g (Stainless)	Flipped Stock Configuration	4 yds Right +180 rpm
16g (Tungsten-Nickel)	2g (Resin)	Max Heel/ Front Weight	5.5 yds Left -100 rpm
2g (Resin)	16g (Tungsten-Nickel)	Max Toe/ Rear Weight	9.5 yds Right +250 rpm

### ZXi LS DRIVER



ADJUSTABLE FRONT AND REAR WEIGHTS  
AND ADJUSTABLE HOSEL SLEEVE

### ZXi DRIVER



ADJUSTABLE HEEL AND TOE WEIGHTS  
AND ADJUSTABLE HOSEL SLEEVE

### ZXi MAX DRIVER



ADJUSTABLE REAR WEIGHT  
AND ADJUSTABLE HOSEL SLEEVE

### ADDITIONAL WEIGHTS AVAILABLE FOR PURCHASE:



ZXi Driver Weight Kit includes 2g, 4g, 6g, 8g, 10g, 12g, 14g, 16g weights

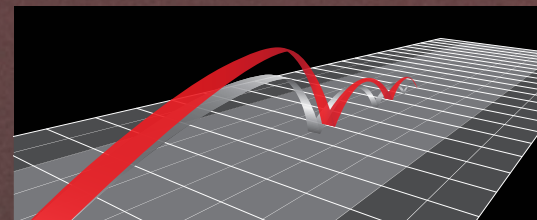
# HOSEL SLEEVE ADJUSTABILITY GUIDE

All ZXi Woods put you in control of your flight path specs with new, easy-to-use adjustable hosel sleeves that let you fine-tune face angle, lie angle, and loft until you've found the perfect combination of each. In all, there are 12 different positions, which means you're bound to find the perfect setup for your swing.

The four primary loft settings are marked on the sleeve at STD LOFT, -1.5 LOFT, +1.5 LOFT, and STD FL. The varying settings between each are visible on the pre-installed shaft tip.




**BALL LAUNCHING TOO LOW?  
INCREASE LOFT UP TO +1.5 DEGREES.**



Trajectory at initial setting → Trajectory after tuning →

**BALL LAUNCHING TOO HIGH?  
LOWER LOFT DOWN TO -1.5 DEGREES.**




Trajectory at initial setting → Trajectory after tuning →


The chart below will help you decide which configuration is right for your swing.

SETTING	LOFT	LIE ANGLE	FACE ANGLE
STD	0°	0°	Standard
+0.5°	+0.5°	0.5° Flat	1° Closed
+1°	+1°	1° Flat	2° Closed
+1.5°	+1.5°	1.5° Flat	3° Closed
+1° FL	+1°	2° Flat	2° Closed
+0.5° FL	+0.5°	2.5° Flat	1° Closed
STD FL	0°	3° Flat	Standard
-0.5° FL	-0.5°	2.5° Flat	1° Open
-1° FL	-1°	2° Flat	2° Open
-1.5°	-1.5°	1.5° Flat	3° Open
-1°	-1°	1° Flat	2° Open
-0.5°	-0.5°	0.5° Flat	1° Open

Closed Face



Open Face





# ***ZXi FAIRWAY WOODS***

The all-new lineup of Srixon ZXi Fairway Woods boasts the tour-caliber ball speed and long-game performance necessary to top the leaderboard, while their refined shape and new adjustability options guarantee they'll be the talk of the clubhouse.

# ZXi FAIRWAYS

The all-new lineup of Srixon ZXi Fairway Woods boasts the tour-caliber ball speed and long-game performance necessary to top the leaderboard, while their refined shape and new adjustability options guarantee they'll be the talk of the clubhouse.

## KEY INNOVATIONS:

### i-FLEX FACE

This completely redesigned face thickness pattern produces more efficient energy transfer at impact, increasing ball speed.

### REBOUND FRAME

Rebound Frame is an entirely unique system that amplifies energy transfer at impact. By utilizing two flex zones, instead of just one, Rebound Frame maximizes flex across the face to increase power, ball speed, and, ultimately, shot distance.

### ADJUSTABLE HOSEL

An all-new, 1.5-degree hosel sleeve lets you fine tune every ZXi Fairway Wood's loft, lie, and face angle.

### CARBON CROWN & CROWN STEP

The 3+W and 3W use a strong, lightweight carbon crown, positioning mass low and maximizing COR. Their stepped crown design lowers the clubheads' CG for higher, longer shots. The 5W and 7W do not include a stepped crown, prioritizing improved spin and accuracy over distance.

### DYNAMIC CENTER OF GRAVITY

In the both the all-new 3+W and 3W, the Center of Gravity (CG) is placed low and shallow for enhanced distance. Whereas in the higher lofted 5W and 7W, the CG is set differently to enhance spin for increased control.

### REFINED TOUR SHAPING

Progressive new footprints for ZXi Fairway Woods feature leading edge shape changes for a flatter, more grounded look on the toe side; stepless crowns (on most models) for deeper mass positioning within each clubhead; and an improved sole shape for increased forgiveness.



### GRAPHITE SHAFT: Fujikura Ventus TR Blue 6/5

FLEX	WEIGHT	TORQUE	TIP DIAMETER	BUTT DIAMETER	LAUNCH	SPIN
X	64.5g	4.8°	.335"	.608"	Mid	Mid
S	63.5g	4.9°	.335"	.604"	Mid	Mid
R	62.5g	5.0°	.335"	.602"	Mid	Mid
A	58g	6.0°	.335"	.598"	Mid	Mid

### GRIP: Golf Pride Tour Velvet 360

SIZE	CORE	WEIGHT
Standard	.580"	52g

### SPEC

HEAD	LOFT	HAND	LIE	VOLUME	LENGTH <sup>†</sup>	SWING WEIGHT	CLUB WEIGHT
3+	13.5°	RH	58°	187cc	43.25"	D3 (S,X)	329g (X), 328g (S)
3	15°	RH/LH	58°	187cc	43.25"	D3 (R,S,X)	329g (X), 328g (S, R)
5	18°	RH/LH	58.5°	155cc	42.75"	D2 (A), D3 (R,S,X)	333g (X), 332g (S, R), 326g (A)
7	21°	RH	59°	142cc	42.25"	D2 (A), D3 (R,S,X)	335g (X), 336g (S, R), 329g (A)

# ZXi FAIRWAYS WOMEN'S

The all-new lineup of Srixon ZXi Fairway Woods boasts the tour-caliber ball speed and long-game performance necessary to top the leaderboard, while their refined shape and new adjustability options guarantee they'll be the talk of the clubhouse.

## KEY INNOVATIONS:

### i-FLEX FACE

This completely redesigned face thickness pattern produces more efficient energy transfer at impact, increasing ball speed.

### WOMEN'S-SPECIFIC BUILD

The Women's ZXi Fairway Woods have all the same clubhead technology as the men's model, but their components are optimized to fit female swings—such as ideal, shorter shafts with customized flex profiles. Plus, they come standard with an upgraded grip that provides comfort and great feedback.

### REBOUND FRAME

Rebound Frame is an entirely unique system that amplifies energy transfer at impact. By utilizing two flex zones, instead of just one, Rebound Frame maximizes flex across the face to increase power, ball speed, and, ultimately, shot distance.

### ADJUSTABLE HOSEL

An all-new, 1.5-degree hosel sleeve lets you fine tune every ZXi Fairway Wood's loft, lie, and face angle.

### CARBON CROWN & CROWN STEP

The 3+W and 3W use a strong, lightweight carbon crown, positioning mass low and maximizing COR. Their stepped crown design lowers the clubheads' CG for higher, longer shots. The 5W and 7W do not include a stepped crown, prioritizing improved spin and accuracy over distance.

### DYNAMIC CENTER OF GRAVITY

In the both the all-new 3+W and 3W, the Center of Gravity (CG) is placed low and shallow for enhanced distance. Whereas in the higher lofted 5W and 7W, the CG is set differently to enhance spin for increased control.

### REFINED TOUR SHAPING

Progressive new footprints for ZXi Fairway Woods feature leading edge shape changes for a flatter, more grounded look on the toe side; stepless crowns (on most models) for deeper mass positioning within each clubhead; and an improved sole shape for increased forgiveness.



### GRAPHITE SHAFT: Aldila Ascent PL 40 Women's

FLEX	WEIGHT	TORQUE	TIP DIAMETER	BUTT DIAMETER	LAUNCH	SPIN
L	42.5g	6.9°	.335"	.604"	Mid-High	Mid-High

### GRIP: Lamkin ST Soft Women's

SIZE	CORE	WEIGHT
Undersize	.600"	40g

### SPEC

HEAD	LOFT	HAND	LIE	VOLUME	LENGTH <sup>†</sup>	SWING WEIGHT	CLUB WEIGHT
5	18°	RH/LH*	58.5°	155cc	41.75"	C9	312g
7	21°	RH	59°	142cc	41.25"	C9	316g

\*LH Ladies SKU's Available Custom Only



# ***ZXi HYBRIDS***

The all-new lineup of Srixon ZXi Hybrids offers even faster ball speeds, a new, larger head shape, and, for the first time, an adjustable hosel sleeve. All specifically designed to give you longer shots, inspire confidence at address, add forgiveness, and let you select your personal launch specs.

# ZXi HYBRIDS

The all-new lineup of Srixon ZXi Hybrids offers even faster ball speeds, a new, larger head shape, and, for the first time, an adjustable hosel sleeve. All specifically designed to give you longer shots, inspire confidence at address, add forgiveness, and let you select your personal launch specs.

## KEY INNOVATIONS:

### i-FLEX FACE

This completely redesigned face thickness pattern produces more efficient energy transfer at impact, increasing ball speed.

### REBOUND FRAME

Rebound Frame is an entirely unique system that amplifies energy transfer at impact. By utilizing two flex zones, instead of just one, Rebound Frame maximizes flex across the face to increase power, ball speed, and, ultimately, shot distance.

### ADJUSTABLE HOSEL

For the first time, an all-new, 1.5-degree hosel sleeve lets you fine tune every ZXi Hybrid's loft, lie, and face angle.

### REFINED TOUR SHAPING

Progressive new shaping for ZXi Hybrids feature increased head size and volume, while the toe and back sides are also slightly larger than previous generation—all designed to add forgiveness and inspire more confidence at address.



#### GRAPHITE SHAFT: Fujikura Ventus TR Blue HB 8/7

FLEX	WEIGHT	TORQUE	TIP DIAMETER	BUTT DIAMETER	LAUNCH	SPIN
X	89g	3.7°	0.370"	0.602"	Mid	Mid
S	86g	3.8°	0.370"	0.610"	Mid	Mid
R	80.5g	4.8°	0.370"	0.606"	Mid	Mid
A	79.5g	4.9°	0.370"	0.602"	Mid	Mid

#### GRIP: Golf Pride Tour Velvet 360

SIZE	CORE	WEIGHT
Standard	.580"	52g

SPEC							
HEAD	LOFT	HAND	LIE	VOLUME	LENGTH <sup>†</sup>	SWING WEIGHT	CLUB WEIGHT
2	17°	RH	58.5°	121cc	41"	D2 (A, R), D3 (S, X)	370g (X), 367g (S)
3	19°	RH/LH	59°	120cc	40.5"	D2 (A, R), D3 (S, X)	374g (X), 371g (S), 365g (R)
4	22°	RH/LH	59.5°	117cc	40"	D2 (A, R), D3 (S, X)	375g (S), 369g (R, A)
5	25°	RH	60°	112cc	39.5"	D2 (A, R), D3 (S, X)	379g (S), 373g (R), 372g (A)
6	28°	RH	60.5°	112cc	39"	D2 (A, R), D3 (S, X)	384g (S), 378g (R), 377g (A)



<sup>†</sup>To match USGA and R&A industry guidelines, Srixon has modified how club lengths are measured and published. New published specifications are now approximately 1/4" longer for Hybrids. Note: Club lengths haven't changed, only how they are measured and recorded.

# ZXi HYBRIDS WOMEN'S

The all-new lineup of Srixon ZXi Hybrids offers even faster ball speeds, a new, larger head shape, and, for the first time, an adjustable hosel sleeve. All specifically designed to give you longer shots, inspire confidence at address, add forgiveness, and let you select your personal launch specs.

## KEY INNOVATIONS:

### i-FLEX FACE

This completely redesigned face thickness pattern produces more efficient energy transfer at impact, increasing ball speed.

### WOMEN'S-SPECIFIC BUILD

The Women's ZXi Hybrids have all the same clubhead technology as the men's model, but their components are optimized to fit female swings—such as ideal, shorter shafts with customized flex profiles. Plus, they come standard with an upgraded grip that provides comfort and great feedback.

### REBOUND FRAME

Rebound Frame is an entirely unique system that amplifies energy transfer at impact. By utilizing two flex zones, instead of just one, Rebound Frame maximizes flex across the face to increase power, ball speed, and, ultimately, shot distance.



#### GRAPHITE SHAFT: Aldila Ascent PL 40 Hybrid Women's

FLEX	WEIGHT	TORQUE	TIP DIAMETER	BUTT DIAMETER	LAUNCH	SPIN
L	50.5g	4.9°	.370"	0.590"	Mid-High	Mid-High

#### GRIP: Lamkin ST Soft Women's


SIZE	CORE	WEIGHT
Undersize	.600"	40g

SPEC							
HEAD	LOFT	HAND	LIE	VOLUME	LENGTH <sup>†</sup>	SWING WEIGHT	CLUB WEIGHT
4	22°	RH/LH*	59.5°	117cc	39"	C7	330g
5	25°	RH	60°	112cc	38.5"	C7	334g
6	28°	RH	60.5°	112cc	38"	C7	340g

\*LH Ladies SKU's Available Custom Only



<sup>†</sup>To match USGA and R&A industry guidelines, Srixon has modified how club lengths are measured and published. New published specifications are now approximately 1/4" longer for Hybrids. Note: Club lengths haven't changed, only how they are measured and recorded.



GOLF BALLS

# POWERED BY PERFORMANCE

Competing at the highest level means consistently delivering uncompromising performance, and that's exactly what Srixon Golf Balls are built to do. Designed with cutting-edge features and a fierce dedication to your game, our Golf Balls continue to propel the world's best to victories on top tours around the globe. And even if you're not chasing championship wins, our deep lineup of offerings gives players of any ability powerful performance for their most competitive moments.



## Z-STAR

Z-STAR provides maximum greenside spin for unmatched control and stopping power. Its premium 3-piece construction gives skilled players complete tour performance, tee to green.



## Z-STAR ♦ DIAMOND

With a blend of greenside control and long-game distance, the new Z-STAR ♦ DIAMOND also delivers the unique benefit of increased spin on long and mid Iron shots.



## Z-STAR XV

Z-STAR XV provides maximum ball speed for unmatched Driver and Iron distance. Its premium 3-piece construction gives skilled players complete tour performance, tee to green.



## Q-STAR TOUR

Q-STAR TOUR has all the features you'd expect from a tour ball, but its low compression is tuned to your moderate swing speed, with the distance you need to get ahead of the competition and the greenside spin to park it by tough pins.



## Q-STAR ULTISPEED

Q-STAR ULTISPEED is a totally new Srixon golf ball that delivers blistering ball speeds. By combining a completely redesigned FastLayer Core with our aerodynamic 338 Speed Dimple pattern, ULTISPEED delivers extreme distance on every swing.



## SOFT FEEL

Whether off the tee, approaching, or around the greens, SOFT FEEL lives up to its name. Experience incredible softness with a solid yet comfortable impact on every swing, plus enhanced distance—giving you more confidence as you address each shot.



# MODEL COMPARISON

	TOUR SERIES			AMATEUR PERFORMANCE SERIES			
	Z-STAR	Z-STAR ♦ DIAMOND	Z-STAR XV	Q-STAR TOUR <sup>NEW</sup>	Q-STAR ULTISPEED <sup>NEW</sup>	SOFT FEEL	SOFT FEEL LADY
	TOUR SPIN	BLENDED DISTANCE & SPIN	TOUR DISTANCE	TOUR PERFORMANCE FOR MODERATE SWING SPEEDS	EXTREME DISTANCE	DISTANCE WITH ULTIMATE FEEL	LADIES DISTANCE & ULTIMATE FEEL
CONSTRUCTION	3PC Urethane	3PC Urethane	3PC Urethane	3PC Urethane	3PC Ionomer	2PC Ionomer	2PC Ionomer
COMPRESSION	88	100	102	74	85	58	56
FEEL	Softer	Soft	Soft	Softer	Soft	Softer	Softer
FLIGHT	Mid	Mid-High	Mid-High	Mid-High	High	Mid-High	Mid-High
DISTANCE							
DRIVER SPIN							
IRON SPIN							
GREENSIDE SPIN							
COLORWAYS							

# TECHNOLOGY

	TOUR SERIES			AMATEUR PERFORMANCE SERIES			
	Z-STAR	Z-STAR ♦ DIAMOND	Z-STAR XV	Q-STAR TOUR <sup>NEW</sup>	Q-STAR ULTISPEED <sup>NEW</sup>	SOFT FEEL	SOFT FEEL LADY
3PC CONSTRUCTION	✓	✓	✓	✓	✓	•	•
URETHANE COVER	✓	✓	✓	✓	•	•	•
FASTLAYER CORE	✓	✓	✓	✓	✓	✓	✓
SPIN SKIN	✓	✓	✓	✓	•	•	•
SPEED DIMPLE TECHNOLOGY	✓	✓	✓	✓	✓	✓	✓
DIVIDE OPTION	✓	•	✓	✓	•	•	•
BRITE OPTION	•	•	•	•	•	✓	•
TRACKLINE	•	•	•	•	✓	•	•

# Z-STAR



## MAXIMUM GREENSIDE SPIN

Z-STAR provides maximum greenside spin for unmatched control and stopping power. Its premium 3-piece construction gives skilled players complete tour performance, tee to green.

### NEW Thin, Premium Urethane Cover with Biomass

Every Z-STAR Series golf ball features an extra thin, premium urethane cover for tour-caliber green side spin, feel and control. Our latest covers are also made with Biomass—a durable, plant-derived material requiring fewer carbon emissions to manufacture. It's our signature unbeatable performance and feel, plus a step toward reducing environmental impact.

### NEW FastLayer DG Core 2.0


A newly formulated core starts soft in the center and gradually becomes firm around its edge, giving high-speed players exceptional feel and maximum approach shot spin.

### Spin Skin+ Coating

A durable coating, Spin Skin+ digs deep into Wedge and Iron grooves, maximizing spin for better control and stopping power, while also improving the cover's resistance to dirt and grime.

### 338 Speed Dimple Pattern

Less drag and more lift boosts overall distance and flies straight, even in the toughest wind conditions.



## PERFORMANCE UPDATES

- Softer Feel
- More Greenside Spin
- Less Driver Spin for More Distance

CONSTRUCTION	3PC Urethane
COMPRESSION	88
FEEL	Softer
FLIGHT	Mid
DISTANCE	■ ■ ■ ■ ■ □
DRIVER SPIN	■ □ □ □ □ □
IRON SPIN	■ ■ ■ ■ ■ □
GREENSIDE SPIN	■ ■ ■ ■ ■ ■

# Z-STAR ♦



## BLENDED DISTANCE & SPIN

With a blend of long-game distance and greenside control, the new Z-STAR ♦ DIAMOND also delivers the unique benefit of increased spin on long and mid Iron shots.

### NEW Thin, Premium Urethane Cover with Biomass

Every Z-STAR Series golf ball features an extra thin, premium urethane cover for tour-caliber green side spin, feel and control. Our latest covers are also made with Biomass—a durable, plant-derived material requiring fewer carbon emissions to manufacture. It's our signature unbeatable performance and feel, plus a step toward reducing environmental impact.

### NEW FastLayer DG Core 2.0

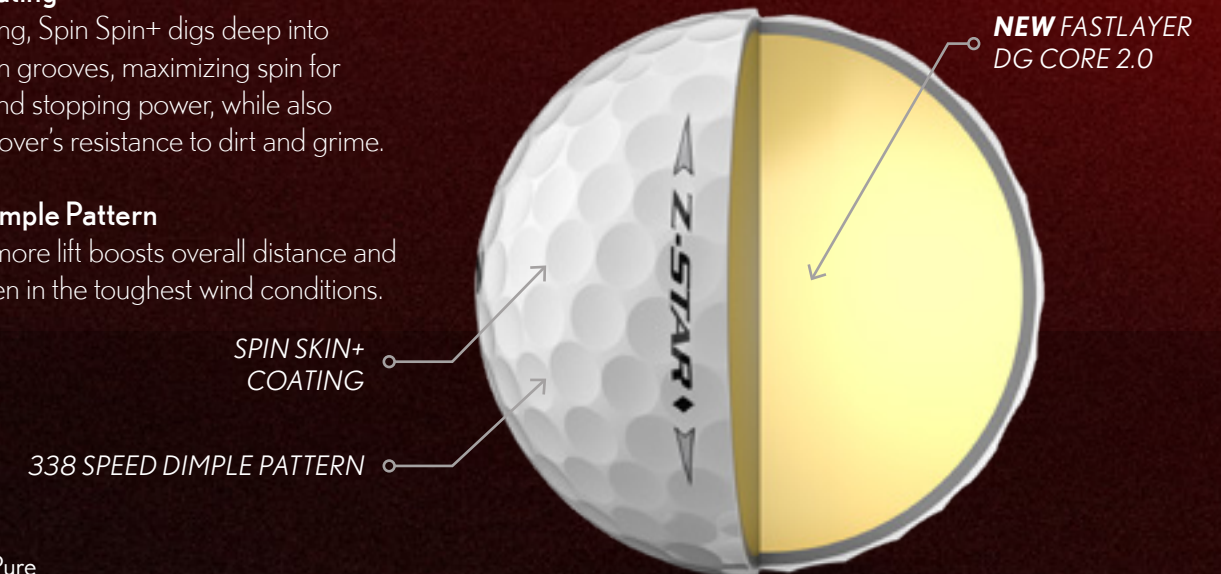
A newly formulated core starts soft in the center and gradually becomes firm around its edge, giving high-speed players exceptional feel, optimized Iron spin, and plenty of ball speed for maximum distance.

### Spin Skin+ Coating

A durable coating, Spin Skin+ digs deep into Wedge and Iron grooves, maximizing spin for better control and stopping power, while also improving the cover's resistance to dirt and grime.

### 338 Speed Dimple Pattern

Less drag and more lift boosts overall distance and flies straight, even in the toughest wind conditions.



## PERFORMANCE UPDATES

- More Greenside Spin
- Less Driver Spin for More Distance

CONSTRUCTION	3PC Urethane
COMPRESSION	100
FEEL	Soft
FLIGHT	Mid-High
DISTANCE	■ ■ ■ ■ ■ □
DRIVER SPIN	■ ■ □ □ □ □
IRON SPIN	■ ■ ■ ■ ■ ■
GREENSIDE SPIN	■ ■ ■ ■ ■ □

# Z-STAR XV



## MAXIMUM DISTANCE

Z-STAR XV provides maximum ball speed for unmatched Driver and Iron distance. Its premium 3-piece construction gives skilled players complete tour performance, tee to green.

### NEW Thin, Premium Urethane Cover with Biomass

Every Z-STAR Series golf ball features an extra thin, premium urethane cover for tour-caliber green side spin, feel and control. Our latest covers are also made with Biomass—a durable, plant-derived material requiring fewer carbon emissions to manufacture. It's our signature unbeatable performance and feel, plus a step toward reducing environmental impact.

### NEW FastLayer DG Core 2.0

A newly formulated core starts soft in the center and dramatically becomes firm around its edge, giving high-speed players more Iron spin and plenty of ball speed for maximum distance.

### Spin Skin+ Coating

A durable coating, Spin Skin+ digs deep into Wedge and Iron grooves, maximizing spin for better control and stopping power, while also improving the cover's resistance to dirt and grime.

### 338 Speed Dimple Pattern

Less drag and more lift boosts overall distance and flies straight, even in the toughest wind conditions.

## PERFORMANCE UPDATES

- More Greenside Spin
- More Iron Spin

CONSTRUCTION	3PC Urethane
COMPRESSION	102
FEEL	Soft
FLIGHT	Mid-High
DISTANCE	██████████
DRIVER SPIN	██ □ □ □ □ □
IRON SPIN	██████████ □
GREENSIDE SPIN	██████████ □ □



# Z-STAR DIVIDE



## MAXIMUM GREENSIDE SPIN

Z-STAR provides maximum greenside spin for unmatched control and stopping power. Its premium 3-piece construction gives skilled players complete tour performance, tee to green.

### 50/50 Visual Performance

DIVIDE's spinning strobe effect lets you easily see the degree and rate of Wedge spin change as you adjust face angle and swing speed. And DIVIDE's one-of-a-kind, 360° seam line helps perfect your aim and roll on the greens.

### NEW 50/50 Urethane Cover with Biomass

Every Z-STAR Series golf ball features an extra thin, premium urethane cover for tour-caliber green side spin, feel and control. Our latest covers are also made with Biomass—a durable, plant-derived material requiring fewer carbon emissions to manufacture. It's our signature unbeatable performance and feel, plus a step toward reducing environmental impact.

### NEW FastLayer DG Core 2.0

A newly formulated core starts soft in the center and gradually becomes firm around its edge, giving high-speed players exceptional feel and maximum approach shot spin.

### Spin Skin+ Coating

A durable coating, Spin Skin+ digs deep into Wedge and Iron grooves, maximizing spin for better control and stopping power, while also improving the cover's resistance to dirt and grime.


### 338 Speed Dimple Pattern

Less drag and more lift boosts overall distance and flies straight, even in the toughest wind conditions.

## PERFORMANCE UPDATES

- Softer Feel
- More Greenside Spin
- Less Driver Spin for More Distance

CONSTRUCTION	3PC Urethane
COMPRESSION	88
FEEL	Softer
FLIGHT	Mid
DISTANCE	■■■■■□
DRIVER SPIN	■□□□□□
IRON SPIN	■■■■■□
GREENSIDE SPIN	■■■■■□



338 SPEED DIMPLE PATTERN

# Z-STAR XV DIVIDE



## MAXIMUM DISTANCE

Z-STAR XV provides maximum ball speed for unmatched Driver and Iron distance. Its premium 3-piece construction gives skilled players complete tour performance, tee to green.

### 50/50 Visual Performance

DIVIDE's spinning strobe effect lets you easily see the degree and rate of Wedge spin change as you adjust face angle and swing speed. And DIVIDE's one-of-a-kind, 360° seam line helps perfect your aim and roll on the greens.

### NEW 50/50 Urethane Cover with Biomass

Every Z-STAR Series golf ball features an extra thin, premium urethane cover for tour-caliber green side spin, feel and control. Our latest covers are also made with Biomass—a durable, plant-derived material requiring fewer carbon emissions to manufacture. It's our signature unbeatable performance and feel, plus a step toward reducing environmental impact.

### NEW FastLayer DG Core 2.0

A newly formulated core starts soft in the center and dramatically becomes firm around its edge, giving high-speed players more Iron spin and plenty of ball speed for maximum distance.

### Spin Skin+ Coating

A durable coating, Spin Skin+ digs deep into Wedge and Iron grooves, maximizing spin for better control and stopping power, while also improving the cover's resistance to dirt and grime.

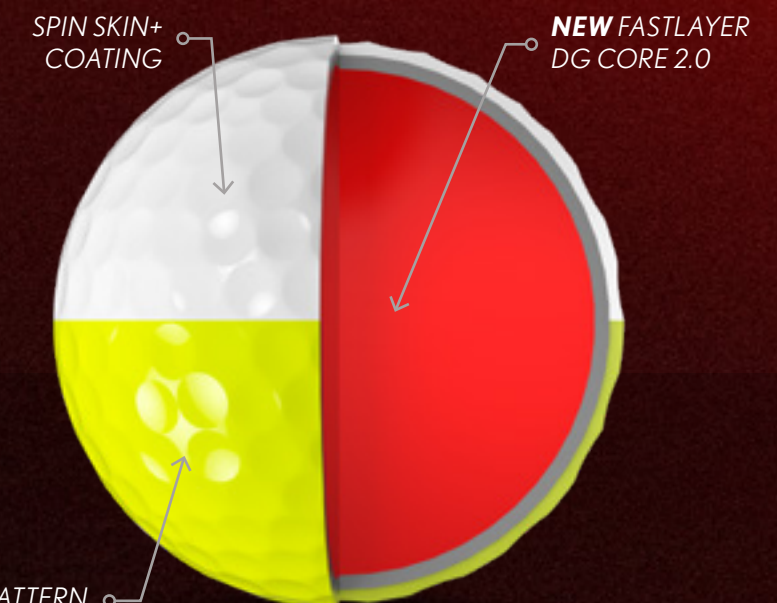
### 338 Speed Dimple Pattern

Less drag and more lift boosts overall distance and flies straight, even in the toughest wind conditions.

## PERFORMANCE UPDATES

- More Greenside Spin
- More Iron Spin

CONSTRUCTION	3PC Urethane
COMPRESSION	102
FEEL	Soft
FLIGHT	Mid-High
DISTANCE	■■■■■□
DRIVER SPIN	■□□□□□
IRON SPIN	■■■■■□
GREENSIDE SPIN	■■■■■□



338 SPEED DIMPLE PATTERN

## Q-STAR TOUR



The all-new Q-STAR TOUR delivers tour-level performance in a reworked, 3-piece urethane design. Q-STAR TOUR features a lower compression rating for a satisfying, softer feel, long distance, and more greenside spin—with technology upgrades like a Thin, Premium Urethane Cover with Biomass plus Spin Skin+ Coating.

### NEW Thin, Premium Urethane Cover with Biomass

Every Q-STAR TOUR golf ball features an extra thin, premium urethane cover for tour-caliber greenside spin, feel, and control. Our latest covers are also made with Biomass—a durable, plant-derived material requiring fewer carbon emissions to manufacture. It's our signature, unbeatable performance and feel, plus a step toward reducing environmental impact.

### FastLayer Core

FastLayer uses a contrasting compression effect across the core to generate better ball speeds and distance. Q-STAR TOUR's unique FastLayer formula also offers a lower compression rating—helping players hit longer, straighter shots on low-lofted clubs and achieve a satisfying, softer feel on Iron and Wedge shots.

### NEW Spin Skin+ Coating

A durable coating, Spin Skin+ digs deep into Wedge and Iron grooves, maximizing spin for better control and stopping power, while also improving the cover's resistance to dirt and grime.

### 338 Speed Dimple Pattern

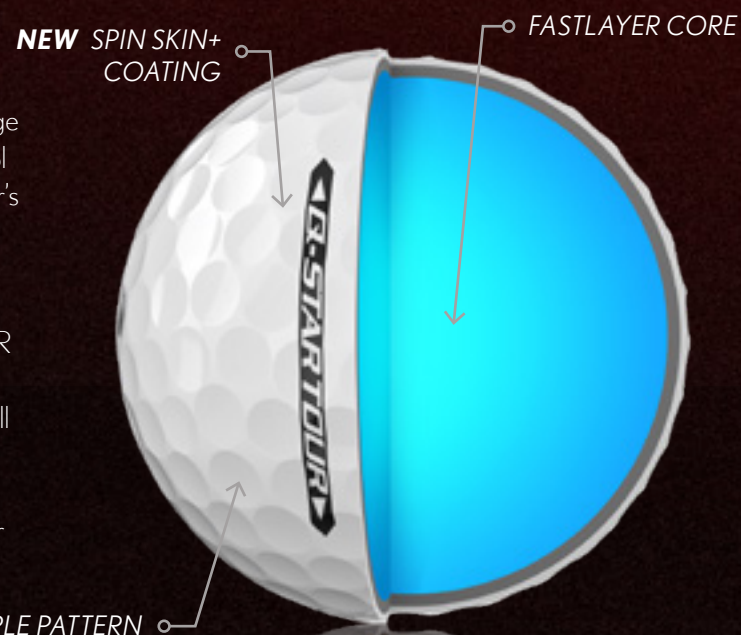
The 338 Speed Dimple Pattern on Q-STAR TOUR improves overall aerodynamics for better flight performance. A lower drag coefficient helps the ball cut through the air with less resistance for a more penetrating launch and straighter flight. A higher lift coefficient allows the ball to stay airborne longer for maximum distance.

Available in both Pure White and Tour Yellow

### PERFORMANCE UPDATES

- More Greenside Spin
- More Distance

CONSTRUCTION	3PC Urethane
COMPRESSION	74
FEEL	Softer
FLIGHT	Mid-High
DISTANCE	■■■■■□□
DRIVER SPIN	■□□□□□
IRON SPIN	■■■■■□□
GREENSIDE SPIN	■■■■■□□



338 SPEED DIMPLE PATTERN

## Q-STAR TOUR DIVIDE



Q-STAR TOUR DIVIDE welcomes an all-new 50/50 gloss finish with Spin Skin+ Coating and all-new, vibrant colorways. This 3-piece design now features the same urethane cover as the classic Q-STAR TOUR ball, as well as the same performance tech. Plus, DIVIDE's unique 50/50 cover makes spin clearly visible and putting alignment easier than ever.

### 50/50 Visual Performance

DIVIDE's spinning strobe effect lets you easily see the degree and rate of Wedge spin change as you adjust face angle and swing speed. And DIVIDE's one-of-a-kind, 360° seam line helps perfect your aim and roll on the greens.

### NEW 50/50 Urethane Cover with Biomass

Every Q-STAR TOUR golf ball features an extra thin, premium urethane cover for tour-caliber greenside spin, feel, and control. Our latest covers are also made with Biomass—a durable, plant-derived material requiring fewer carbon emissions to manufacture. It's our signature, unbeatable performance and feel, plus a step toward reducing environmental impact.

### FastLayer Core

FastLayer uses a contrasting compression effect across the core to generate better ball speeds and distance. Q-STAR TOUR DIVIDE's unique FastLayer formula also offers a lower compression rating—helping players hit longer, straighter shots on low-lofted clubs and achieve a satisfying, softer feel on Iron and Wedge shots.

### NEW Spin Skin+ Coating

New for this generation, a durable coating we call Spin Skin+ digs deep into Wedge and Iron grooves, maximizing spin for better control and stopping power, while also improving the cover's resistance to dirt and grime.

### 338 Speed Dimple Pattern

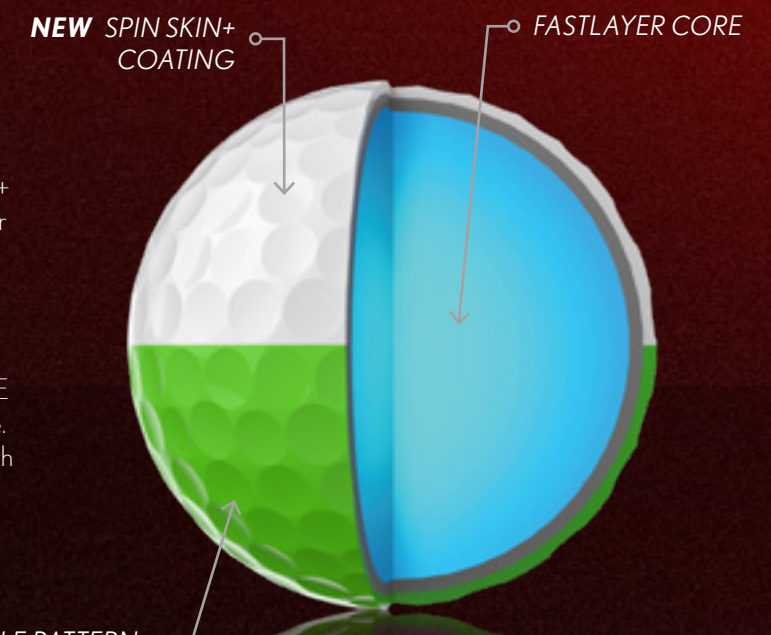
The 338 Speed Dimple Pattern on Q-STAR TOUR DIVIDE improves overall aerodynamics for better flight performance. A lower drag coefficient helps the ball cut through the air with less resistance for a more penetrating launch and straighter flight. A higher lift coefficient allows the ball to stay airborne longer for maximum distance.

Available in White/Pink, White/Lime Green, Yellow/Red and Yellow/Orange

### PERFORMANCE UPDATES

- More Greenside Spin
- More Distance

CONSTRUCTION	3PC Urethane
COMPRESSION	74
FEEL	Softer
FLIGHT	Mid-High
DISTANCE	■■■■■□□
DRIVER SPIN	■□□□□□
IRON SPIN	■■■■■□□
GREENSIDE SPIN	■■■■■□□



338 SPEED DIMPLE PATTERN

# Q-STAR ULTISPEED



Q-STAR ULTISPEED is a totally new Srixon golf ball that delivers blistering ball speeds and extreme distance on every swing. By combining a completely redesigned FastLayer Core with our aerodynamic-boosting 338 Speed Dimple pattern and a soft, thin cover, ULTISPEED outperforms virtually every expectation of a distance-focused golf ball.

### FastLayer Core

ULTISPEED's FastLayer Core was meticulously developed over the past decade using new materials. This generation minimizes the differences in hardness typically found in cores of other distance ball offerings, but still uses our signature soft-to-firm approach. With a more subtle soft-to-firm transition, FastLayer enhances speed off the clubface to give ULTISPEED extreme distance on every swing.

### 338 Speed Dimple Pattern

The 338 Speed Dimples on Q-STAR ULTISPEED improve overall aerodynamics for better flight performance. A lower drag coefficient helps the ball cut through the air with less resistance for a more penetrating launch and straighter flight. A higher lift coefficient allows the ball to stay airborne longer for maximum distance.

### Soft Thin Cover

Every ULTISPEED golf ball features a newly formulated cover that's thin and soft to provide more greenside spin and a softer feel on pitches, chips, and putts, while still maintaining the high-speed benefits of a distance ball.

CONSTRUCTION	3PC Ionomer
COMPRESSION	85
FEEL	Soft
FLIGHT	High
DISTANCE	██████████
DRIVER SPIN	██░░░░░░
IRON SPIN	██████████░░
GREENSIDE SPIN	██████████░░



NEW

# Q-STAR ULTISPEED WITH TRACKLINE



New to the Srixon golf ball lineup, Q-STAR ULTISPEED with TRACKLINE features a two-stamp layout specifically designed to help players line up putts more confidently and gain more visual spin feedback, while also giving the ball a cool, bold look. And, true to its ULTISPEED DNA, Q-STAR ULTISPEED with TRACKLINE delivers blistering ball speeds and outperforms virtually every expectation of a distance-focused golf ball.

### NEW TRACKLINE Visual Performance

The all-new TRACKLINE alignment system helps players line up putts more confidently and gain more visual spin feedback. This unique, two-stamp layout maintains the look of a traditional ball while offering full 360-degree visual benefits.

### FastLayer Core

ULTISPEED's FastLayer Core was meticulously developed over the past decade using new materials. This model minimizes the differences in hardness typically found in cores of other distance ball offerings but still uses our signature soft-to-firm approach. With a more subtle soft-to-firm transition, FastLayer enhances speed off the clubface to give ULTISPEED extreme distance on every swing.

### 338 Speed Dimple Pattern

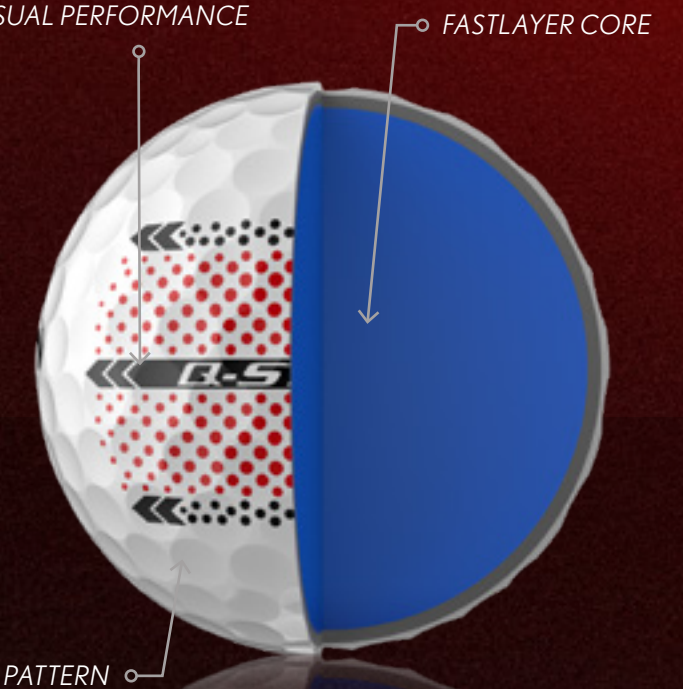
The 338 Speed Dimple Pattern on ULTISPEED improves overall aerodynamics for better flight performance. A lower drag coefficient helps the ball cut through the air with less resistance for a more penetrating launch and straighter flight. A higher lift coefficient allows the ball to stay airborne longer for maximum distance.

### Soft Thin Cover

Every ULTISPEED golf ball features a uniquely formulated cover that's thin and soft to provide more short Iron and greenside spin with a softer feel on pitches, chips, and putts, while still maintaining the high-speed benefits of a distance ball.

CONSTRUCTION	3PC Ionomer
COMPRESSION	85
FEEL	Soft
FLIGHT	High
DISTANCE	██████████
DRIVER SPIN	██░░░░░░
IRON SPIN	██████████░░
GREENSIDE SPIN	██████████░░

### NEW TRACKLINE VISUAL PERFORMANCE



# SOFT FEEL



Whether off the tee or around the greens, the SOFT FEEL lives up to its name. With it, you'll experience a solid yet comfortable impact on every swing, giving you more confidence as you address each shot.

### FastLayer Core

With a soft center that gradually transitions to a firm outer edge, the FastLayer Core gives SOFT FEEL incredible softness and great distance off the tee.


### 338 Speed Dimple Pattern

To get more distance overall and better performance in the wind, Speed Dimples reduce drag at launch and increase lift during descent.

### Soft Thin Cover

Provides more greenside spin and softer feel on all pitches, chips and putts.

CONSTRUCTION	2PC Ionomer
COMPRESSION	58
FEEL	Softer
FLIGHT	Mid-High
DISTANCE	■ ■ ■ ■ □ □
DRIVER SPIN	■ □ □ □ □ □
IRON SPIN	■ ■ ■ ■ □ □
GREENSIDE SPIN	■ ■ ■ □ □ □



Available in both Soft White and Tour Yellow

# SOFT FEEL



Whether off the tee or around the greens, SOFT FEEL lives up to its name. With it, you'll experience a solid yet comfortable impact on every swing, giving you more confidence as you address each shot.

### FastLayer Core

With a soft center that gradually transitions to a firm outer edge, the FastLayer Core gives SOFT FEEL incredible softness and great distance off the tee.

### 338 Speed Dimple Pattern

To get more distance overall and better performance in the wind, Speed Dimples reduce drag at launch and increase lift during descent.


### Matte Visual Performance

Three Brite color options—Red, Orange, and Green—enhance visibility so it's easy to find your ball.

### Soft Thin Cover

Provides more greenside spin and softer feel on all pitches, chips and putts.

CONSTRUCTION	2PC Ionomer
COMPRESSION	58
FEEL	Softer
FLIGHT	Mid-High
DISTANCE	■ ■ ■ ■ □ □
DRIVER SPIN	■ □ □ □ □ □
IRON SPIN	■ ■ ■ ■ □ □
GREENSIDE SPIN	■ ■ ■ □ □ □



Available in BRITE Red, BRITE Orange and BRITE Green

# SOFT FEEL LADY



With incredible softness off the tee or around the greens, the SOFT FEEL LADY also provides a higher launch. That increased launch angle, combined with a woman's swing, offers game-changing distance. Play with remarkable softness, added distance, and more confidence on every each shot.

### FastLayer Core

With a soft center that gradually transitions to a firm outer edge, the FastLayer Core gives SOFT FEEL LADY incredible softness and great distance off the tee.


### 338 Speed Dimple Pattern

To get more distance overall and better performance in the wind, Speed Dimples reduce drag at launch and increase lift during descent.

### Soft Thin Cover

Provides more greenside spin and softer feel on all pitches, chips and putts.

CONSTRUCTION	2PC Ionomer
COMPRESSION	56
FEEL	Softer
FLIGHT	Mid-High
DISTANCE	■ ■ ■ ■ □ □
DRIVER SPIN	■ □ □ □ □ □
IRON SPIN	■ ■ ■ ■ □ □
GREENSIDE SPIN	■ ■ ■ □ □ □



Available in both Soft White and Passion Pink

# MARATHON



The Marathon is engineered for distance and durability. The large, highly resilient Energetic Gradient Growth Core delivers extreme distance, and the strong, ionomer cover protects the ball for longer performance. Now available in a 15-pack.


### FastLayer Core

Advanced core construction promotes seamless energy transfer to maximize distance and optimize ball performance on every shot.

### Strong Ionomer Cover

Enhanced durability for longer performance and value.

CONSTRUCTION	2PC Ionomer
COMPRESSION	98
FEEL	Firm
FLIGHT	Mid-High
DISTANCE	■ ■ ■ ■ ■ ■
DRIVER SPIN	■ □ □ □ □ □
IRON SPIN	■ ■ □ □ □ □
GREENSIDE SPIN	■ ■ □ □ □ □



Available in White

# MARATHON RANGE BALLS

## 2PC MARATHON RANGE BALL

2-Piece Marathon range ball is the softest, most durable offering we have ever engineered.

Colors: White/Yellow  
Construction: 2PC



## 1PC MARATHON RANGE BALL

1-Piece Marathon range ball feels soft and is three times more durable than the average offering.

Colors: White/Yellow  
Construction: 1PC



## FLOATING MARATHON RANGE BALL

The Floating Marathon range ball is a durable, lightweight, low-compression 2-piece ball that floats on the water.

Color: White  
Construction: 2PC



# PERSONALIZED BALLS

For all golf balls, add up to 17 characters on up to three lines. Choose any letters, numbers, typical keyboard symbols, or specialty logos. Personalize your favorite Z-Series ball in every way imaginable. Now add your lucky number or symbol along with any personalization and/or a specialty logo.

## SPECIALTY LOGOS

### HOLIDAYS



### EMOJIS



### SPECIAL OCCASION



### SPORTS & GAMES



### FLAGS



### ANIMALS



### MISCELLANEOUS



## AVAILABLE TEXT COLORS:

Black, Blue, Red, Green, Purple, Gold

## CUSTOM PLAY NUMBER/SYMBOL

Z-Star, XV, & Diamond in Pure White only.

PLAY #'S: 0-99





# **BAGS, SOFT GOODS, AND ACCESSORIES**

Srixon Golf Bags  
Srixon Headwear  
Srixon Gloves  
Srixon Accessories

# LIMITED EDITION BAGS

Hawaii Floral Collection  
S<sup>3</sup> Stand Bag

ZXi Blackout  
Staff Bag

Blackout Collection  
S<sup>3</sup> Stand Bag

Limited Edition Blackout  
Vessel Bag

Tour Ink Collection  
S<sup>3</sup> Stand Bag



# FOUNDATIONAL BAGS

S<sup>3</sup> Cart Bag  
Srixon Signature Series

S<sup>3</sup> Stand Bag  
Srixon Signature Series

ZXi  
Staff Bag

ZXi  
Stand Bag

Ultra Light  
Stand Bag

Waterproof Ultra Light  
Stand Bag





Blue



White



Black

## HAWAII FLORAL COLLECTION S<sup>3</sup> STAND BAG

DIVIDER	6	WEIGHT	3.7 LBS	POCKETS	8
---------	---	--------	---------	---------	---

### DETAILS

- Hawaiian Floral Print
- 9" Top with 6-Way Divider & 3 Full-Length Dividers
- 8 Versatile Pockets Including Waterproof Valuables Pocket & Cooler Bottle Pocket
- Removable Dual Shoulder Strap & Cart-Friendly Design

# ZXi BLACKOUT STAFF BAG

DIVIDER	5	WEIGHT	3.7 LBS	POCKETS	8
---------	---	--------	---------	---------	---

## DETAILS

- Black on Black Accents
- 10.5" Top with 5-Way Divider & Integrated Handle
- 8 Strategically Placed Pockets Including Magnetic Front & Insulated Cooler Pocket
- Premium Construction with Molded Emboss Side Panel & Waterproof Zippers



Black/Black

# BLACKOUT COLLECTION S<sup>3</sup> STAND BAG

DIVIDER	6	WEIGHT	5.7 LBS	POCKETS	8
---------	---	--------	---------	---------	---

## DETAILS

- Black on Black Special PU Material
- 9" Top with 6-Way Divider & 3 Full-Length Dividers
- 8 Versatile Pockets Including Waterproof Valuables Pocket & Cooler Bottle Pocket
- Removable Dual Shoulder Strap & Cart-Friendly Design



Black/Black

# LIMITED EDITION BLACKOUT VESSEL PLAYER V STAND BAG

DIVIDER

6

WEIGHT

6.6 LBS

POCKETS

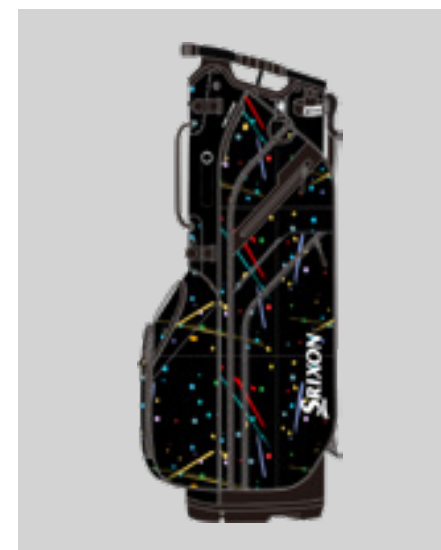
10

## DETAILS

- Black on Black Quilted Accents
- Tour-Grade Synthetic Leather with Premium Detailing
- 10" Top with 6-Way Velour-Lined Dividers & 3 Full-Length, Fully Enclosed Sections
- Antimicrobial Lining & Water-Resistant Zippers



Black/Black



Black



White



Blue

## TOUR INK COLLECTION S<sup>3</sup> STAND BAG

DIVIDER	6	WEIGHT	5.7 LBS	POCKETS	8
---------	---	--------	---------	---------	---

### DETAILS


- Paint Splatter Design
- 9" Top with 6-Way Divider & 3 Full-Length Dividers
- 8 Versatile Pockets Including Waterproof Valuables Pocket & Cooler Bottle Pocket
- Removable Dual Shoulder Strap & Cart-Friendly Design



Black/White



Black/Black



Black/Red



Charcoal/Grey



Navy/Navy

## S<sup>3</sup> CART BAG SRIXON SIGNATURE SERIES


DIVIDER **14** WEIGHT **6 LBS** POCKETS **11**

### DETAILS

- 10.3" 14-Way Divider Top with Full-Length Dividers & Integrated Putter Well
- 11 Pockets Including Waterproof Valuables Pocket & Isolated Cooler Pocket
- Cart-Friendly Design with Cart-Strap Channel & Cart-Locked Bottom Base



White/Black



Red/Black



Charcoal/Grey



Black/Black



Navy/Navy

## S<sup>3</sup> STAND BAG SRIXON SIGNATURE SERIES

DIVIDER 6

WEIGHT 5.7 LBS

POCKETS 8

### DETAILS

- 9" Top with 6-Way Divider & 3 Full-Length Dividers
- 8-Pocket Storage System with Waterproof Valuables Pocket & Cooler Bottle Pocket
- Cart-Compatible Design with Removable Dual Shoulder Strap

# ZXi STAFF BAG

DIVIDER	5	WEIGHT	7 LBS	POCKETS	5
---------	---	--------	-------	---------	---

## DETAILS

- 10.5" Top with 5-Way Divider & Integrated Handle
- 8 Strategically Placed Pockets Including Magnetic Front & Insulated Cooler Pocket
- Premium Construction with Molded Emboss Side Panel & Waterproof Zippers



Black/White

# ZXi STAND BAG

DIVIDER	6	WEIGHT	3.7 LBS	POCKETS	6
---------	---	--------	---------	---------	---

## DETAILS

- 9.5" 5-Way Top with Molded Handle & 2 Full-Length Dividers
- Comfort Suspension System Shoulder Strap
- Velour-Lined Valuables Pocket with Waterproof Zipper & Insulated Cooler Pocket



Black/White



Black/Red



Charcoal/Grey



Navy/White



White/Black

## ULTRA LIGHT STAND BAG

DIVIDER	6	WEIGHT	3.7 LBS	POCKETS	9
---------	---	--------	---------	---------	---

### DETAILS

- Ultra-Lightweight Design (3.7 lbs)
- 9" 6-Way Divider Top with 3 Full-Length Dividers & Front Grip Handle
- Smart Storage with 6 Pockets, Including Waterproof Valuables Pocket & Cooler Bottle Pocket



Charcoal/Lime



Black/Red



Navy/Blue



Blue/Yellow

## WATERPROOF ULTRA LIGHT STAND BAG

DIVIDER	4	WEIGHT	4 LBS	POCKETS	5
---------	---	--------	-------	---------	---

### DETAILS

- Waterproof Design with 5 Waterproof Zipper Pockets
- Lightweight & Portable (4 lbs) with 8" 4-Way Top and Front Grip Handle
- Isolated Cooler Bottle Pocket

# TRAVEL COVER

SIZE **16" x 16" x 52"** WEIGHT **7.5 LBS** CUSTOMIZABLE **YES**

## DETAILS

- Oversized to accommodate most bags
- Security webbing with buckle
- Strategically placed pockets
- Easy-lift handle
- Wheeled construction



Black/Red

# DUFFEL

SIZE **22" x 13" x 11"** WEIGHT **3 LBS** CUSTOMIZABLE **YES**

## DETAILS

- 6 exterior pockets
- Shoe compartment
- 1 velour-lined front pocket
- Internal zippered compartments
- Internal side accessory pocket
- Adjustable and removable shoulder strap



Black/Red

# SHOE POUCH

SIZE **10" x 5" x 15"** WEIGHT **1 LBS** CUSTOMIZABLE **YES**

## DETAILS

- Built-in shoe divider
- Built-in ventilation to keep shoes fresh
- Internal mesh pocket
- 2 External pockets
- Front zippered pocket
- Rear quick access pocket



Black/Red

# ROLLING CARRY-ON

SIZE **14" x 9" x 22"** WEIGHT **7 LBS** CUSTOMIZABLE **YES**

## DETAILS

- Lockable easy-entry main compartment
- Up to 2" expandable main compartment
- Internal mesh zippered compartments
- 1 velour-lined pocket
- 4 dual spinner wheels
- Meets most airline carry-on regulations



Black/Red

# BACKPACK

SIZE **13" x 10" x 20"** WEIGHT **2 LBS** CUSTOMIZABLE **YES**

## DETAILS

- Fully accessible zippered padded laptop/tablet compartment
- Fits up to 15" laptop
- 1 velour-lined pocket
- Internal organization compartment
- 2 Water bottle compartments
- Padded mesh back panel and shoulder straps



Black/Red

# TOILETRY BAG

SIZE **10" x 4" x 7"** WEIGHT **1 LBS** CUSTOMIZABLE **YES**

## DETAILS

- 2 main compartments
- 2 internal mesh organization pockets
- Internal zippered compartment
- 2 external zippered pockets
- 1 velour-lined pocket
- Padded side strap




Black/Red

# BAG CUSTOMIZATION

EMBROIDERY + HEAT TRANSFER

Staff Bag



◎ Belly Pocket  
(embroidery)

Stand Bag



◎ Belly Pocket  
(heat transfer or embroidery)

Cart Bag



◎ Belly Pocket  
(heat transfer or embroidery)

# LUGGAGE CUSTOMIZATION


EMBROIDERY + HEAT TRANSFER

Travel Cover




◎ Front  
(heat transfer and embroidery)

Rolling Carry-On



◎ Front  
(heat transfer)

Backpack



◎ Front  
(heat transfer and embroidery)

Shoe Pouch



◎ Front  
(heat transfer and embroidery)

Duffel



◎ Top  
(heat transfer and embroidery)

\* Standard personalization color of golf bags will match the main SRIXON logo color from the side pocket.

\*\* Text will appear in ALL CAPS and in BOLD font.

\*\*\* Please contact your local sales rep to order custom logo golf bags. When you reach out, please have an AI or EPS file for heat transferred logos. For embroidered logos please provide a DST file. Our custom design team will provide a digital proof for your approval prior to production.

\* Standard personalization color of the Travel Series will match the main SRIXON logo color embroidered on the front of the bag.

\*\* Text will appear in ALL CAPS and in BOLD font.

\*\*\* Please contact your local sales rep to order custom logo Travel Series product. When you reach out, please have a DST file for embroidered logos. Our custom design team will provide a digital proof for your approval prior to production.

**TOUR TESTED.  
PLAYER APPROVED.**

---





Black



White



Navy



Grey

## GENUINE TOUR HAT

MATERIAL

PREMIUM PERFORMANCE

CLOSURE

SNAPBACK

### DETAILS

- Adjustable Snapback Closure
- Premium Performance Material with Moisture-Wicking Headband
- Structured 6-Panel Tour-Inspired Design

# GENUINE TOUR BLACKOUT COLLECTION HAT

MATERIAL PREMIUM PERFORMANCE CLOSURE SNAPBACK

## DETAILS

- Black Chrome Srixon Logo
- Premium Performance Material with Moisture-Wicking Headband
- Structured 6-Panel Tour-Inspired Design with Adjustable Snapback



Black



White



Black



Red



Blue

## GENUINE TOUR INK COLLECTION HAT

MATERIAL

PREMIUM PERFORMANCE

CLOSURE

SNAPBACK

### DETAILS

- Unique Paint Splatter Design
- Premium Performance Material with Moisture-Wicking Headband
- Structured 6-Panel Tour-Inspired Design with Adjustable Snapback



# ENGINEERED FOR THE ELEMENTS. DESIGNED FOR THE DRIVE.

---





Black



White



Navy/White



Grey/Black



Red/Black



Black/Green

## TOUR TECH HAT

MATERIAL PERFORMANCE POLYESTER CLOSURE SNAPBACK

### DETAILS

- Performance Polyester with Moisture-Wicking Headband
- Two-Tone Colorway Options
- Tour-Inspired 6-Panel Design with Adjustable Snapback



Black



White



Navy



Red



Khaki



Light Blue

## TOUR TECH ROPE HAT

**MATERIAL** PERFORMANCE POLYESTER **CLOSURE** SNAPBACK

### DETAILS

- Performance Polyester with Laser-Perforated Side and Back Panels
- Colored Rope Detail Across the Visor
- 5-Panel Slight Curved Visor Design



White



Black

## SRIXON PERFORMANCE VISOR

MATERIAL PERFORMANCE POLYESTER CLOSURE BUCKLE

### DETAILS

- Classic high crown design
- Lightweight, performance polyester
- Breathable, moisture-wicking fabric
- Adjustable backstrap with polished
- Buckle closure



White



Grey

## AUSSIE BUCKET HAT

MATERIAL PERFORMANCE POLYESTER CLOSURE OSFM

### DETAILS

- Wide Brim for UV Protection
- Moisture-Wicking Stretch Fabric
- Removable Adjustable Chin Strap

# SRIXON BEANIE

MATERIAL

HEATHER ACRYLIC

CLOSURE

OSFM

## DETAILS

- Heather acrylic with fleece lining
- One size fits most



Black

# EVERYDAY COMFORT. EFFORTLESS STYLE.

---





Black



Grey



Khaki

## EVERYDAY TECH HAT

MATERIAL PERFORMANCE POLYESTER CLOSURE STRAP BACK

### DETAILS

- Lightweight & Breathable: Ultra-light bill and performance polyester offer all-day comfort and breathability.
- Stylish & Functional Design: Features a 5-panel unstructured fit with an embroidered Srixon logo and adjustable strap back closure.



Black



White

## SRIXON DAD HAT

MATERIAL **100% COTTON TWILL** CLOSURE **ADJUSTABLE CLASP**

### DETAILS

- Embroidered Srixon logo
- 100% cotton twill
- Nickel chrome adjustable clasp
- Unstructured fit



Black



White



Navy



Maroon

## FLAT FRONT TECH HAT

MATERIAL PERFORMANCE POLYESTER CLOSURE SNAPBACK

### DETAILS

- Flat Front 6-Panel Design
- Performance Polyester with Laser Perforations
- Adjustable Snapback Closure



Grey



Olive



White



Deep Gold



Black Cherry



Black

## SRIXON CIRCLE PERFORMANCE HAT

MATERIAL **PERFORMANCE POLYESTER** CLOSURE **SNAPBACK**

### DETAILS

- Performance Polyester with Laser Perforations
- 6-Panel Structured Snapback Design
- 3D TPU Srixon Circle Patch

# SRIXON TOUR BUCKET HAT

MATERIAL

100% COTTON TWILL

CLOSURE

FIT TO SIZE

## DETAILS

- Traditional Bucket Hat
- Available in two sizes

Sizes:

S/M and L/XL



White



Blue



White



Black

## HAWAII FLORAL COLLECTION HAT

MATERIAL PERFORMANCE POLYESTER

CLOSURE

SNAPBACK

### DETAILS

- Limited Edition Hawaii Collection
- All-Over Floral Pattern
- Performance Polyester Material



Green



White



Lining

## SPRING COLLECTION HAT

MATERIAL

100% COTTON TWILL

CLOSURE

SNAPBACK

### DETAILS

- Limited Edition Spring Collection
- Srixon Retro Woven Patch
- 6-Panel Structured Design with Snapback Closure



Blue



White



Red



Lining

## ALL-AMERICAN COLLECTION HAT

MATERIAL PERFORMANCE POLYESTER

CLOSURE

SNAPBACK

### DETAILS

- Limited Edition All-American Collection
- Srixon PVC Patch
- 6-Panel Structured Design with Performance Polyester and Snapback



Blue



White



Red

## ALL-AMERICAN COLLECTION BUCKET HAT

MATERIAL

100% COTTON TWILL

CLOSURE

FIT TO SIZE

### DETAILS

- Woven Stars and Stripes Srixon Patch
- 100% Cotton Construction
- Traditional Bucket Hat Design in Two Sizes

Sizes:

S/M and L/XL



# SRIXON GLOVES



# SRIXON CABRETTA GLOVE

## DETAILS

- Tour quality cabretta leather for ideal fit and feel
- Provides flexibility and added comfort

*Sizes:*

MLH Regular: S, M, ML, L, XL, XXL

MLH Cadet: S, M, ML, L, XL

MRH Regular: S, M, ML, L, XL

LLH: S, M, L

LRH: S, M, L



White

# SRIXON ALL-WEATHER GLOVE

## DETAILS

- Quality synthetic and cabretta leather hybrid
- Soft feel from a natural leather palm and thumb
- Adjustable ergonomic tab for precise fit and comfort

*Sizes:*

MLH: S, M, ML, L, XL

RH: S, M, ML, L, XL

MLH Cadet: S, M, ML, L, XL

LLH: S, M, L

LRH: S, M, L

JRLH: S, M, L



White/Black

# SRIXON RAIN GLOVES

## DETAILS

Stay in control no matter the weather with the all-new Srixon Rain Gloves, designed for peak performance in wet or humid conditions.

### Features:

- All-Weather Grip
- Quick-Drying Comfort
- Secure Fit
- Sleek Design



2 Gloves

# SRIXON WINTER MITTEN

## DETAILS

- Soft fleece lining
- Elastic at wrist provides fitting flexibility
- One size fits most



2 Mittens

## SRIXON BAG TOWEL

### DESCRIPTION

- Heavy-duty microfiber waffle pattern texture
- Superior absorbency and quick drying
- Customization available
- Size: 16" x 24"



## ZXi TOUR UMBRELLA

### DESCRIPTION

- 68" conventional double canopy
- 5mm ribs
- Black fiberglass shaft
- Round rubber handle



## SRIXON CADDY TOWEL

### DESCRIPTION

- Heavy-duty microfiber waffle pattern texture
- Superior absorbency and quick drying
- Customization available
- Size: 17" x 40"



## ZXi DEN CADDY

### DESCRIPTION

- Miniature staff bag ball holder
- 2 zippered pockets
- Zippered belly panel
- PU material



# EMBROIDERY

SRIXON HATS

## UNSTRUCTURED CAP

### DESCRIPTION

- Relaxed, lightweight construction
- Performance polyester
- Breathable, moisture-wicking fabric
- Micro-velcro elastic loop closure with tuck-in strap

Crown, Left Temple, and Right Temple available for custom logo embroidery. SRIXON embroidered on back of all caps.

Please contact your local sales rep to order custom logo headwear. When you reach out, please have a DST file for embroidery. Our custom design team will provide a digital proof for your approval prior to production.



## COLOR OPTIONS




# EMBROIDERY

SRIXON TOWELS

## SRIXON CART TOWEL

### DESCRIPTION


- Heavy-duty microfiber
- Superior absorbency and quick drying
- Carabiner clip attachment
- Size: 16" x 24"
- Color: Black, White, Grey, Navy



## LOGO OPTIONS

- Bottom right corner available for custom logo embroidery
- Max dimensions are 3"W x 3"H

Please contact your local sales rep to order custom logo towels. When you reach out, please have a DST file for embroidery. Our custom design team will provide a digital proof for your approval prior to production.





# TRADITION MADE NEW

*Boji Cleveland*

Z-ALLOY

# COMPARE WEDGE TECH AND FEATURES



A proprietary new steel formula improves feel and unlocks maximum spin, control, and greenside finesse for high-skill players.



Versatility and forgiveness come together in a design that blends perfectly with modern cavity back Iron sets.



Full-face grooves across the largest striking area ever in a CBZ Wedge mean you can confidently hit more challenging open-face shots.



Ultra forgiveness in a 4-Wedge system includes specialized clubs that simplify every short-game shot on the course for complete confidence.

	RTZ	CBZ	CBZ FULL-FACE	SMART SOLE FULL-FACE
<b>Type</b>	Blade, High-Toe Blade	Cavity	High-Toe Cavity	Cavity
<b>Handicap</b>	Low-Mid	Mid-High	Mid-High	High
<b>Recommended Iron Pairing</b>	Blades, Players, or Players Distance	Players Distance or Game Improvement	Players Distance or Game Improvement	Game Improvement or Super Game Improvement
<b>Lofts Offered</b>	46° – 64°	44° – 60°	50° – 60°	42°, 50°, 58°, 64°
<b>Forgiveness</b>	■ ■ ■ □ □ □	■ ■ ■ ■ ■ □	■ ■ ■ ■ ■ □	■ ■ ■ ■ ■ ■
<b>Versatility</b>	■ ■ ■ ■ ■ ■	■ ■ ■ □ □ □	■ ■ ■ ■ □ □	■ ■ □ □ □ □
<b>FEATURES</b>				
Z-Alloy	✓	✓	✓	-
HydraZip	✓	✓	✓	✓
ZipCore	✓	✓	✓	-
UltiZip Grooves	✓	✓	✓	✓
Cavity Back Design	-	✓	✓	✓
Full-Face Groove Option	✓	-	✓	✓
Custom Paintfill	✓	✓	✓	✓
Custom Grind (Tour Rack)	✓	-	-	-



# NEW STEEL, BETTER FEEL

## Z-ALLOY

There wasn't a material on Earth that gave us the improvements we sought for CBZ and RTZ, so we made our own. And after years of mixing, melting, and refining, we created a new steel that beats our old metals in every measurable parameter we have.

Z-Alloy now features on our CBZ and RTZ Wedges as a zero-compromise solution for cavity back and blade Wedges with zero design limitations.



# SOLE GRINDS

RTZ's four versatile sole options were each developed based on feedback from Cleveland Golf tour players to ensure there's all the finesse necessary to unleash your greenside creativity.

New for this generation, our unique ADAPT grind is a versatile option on Sand and Lob Wedge lofts. It's similar to our LOW sole, but with slightly more bounce, along with several other features, that provide a perfect blend of versatility and performance around the green.



## LOW

Lob Wedge versatility with relief on the heel, toe, and trailing edge. A classic option for finesse plays.

Turf Conditions	Firmer
Divot Size	Smaller
Attack Angle	Shallower
Sole Design	C-Shaped
Face Shape	Traditional
Lofts	58°–62°
Bounce	6°



## ADAPT with FULL-FACE

Total versatility and greenside precision with full-face grooves and an added leading edge bounce chamfer. An ideal setup for open-face shots with relief on heel toe, and trailing edge.

Turf Conditions	All
Divot Size	Average
Attack Angle	Neutral
Sole Design	C-Shaped
Face Shape	High Toe
Lofts	54°–60°, 64°
Bounce	8°



## MID

Ideal for all-around Wedge play, this V-Shaped sole cuts through the turf smoothly for complete confidence on every shot.

Turf Conditions	All
Divot Size	Average
Attack Angle	Neutral
Sole Design	V-Shaped
Face Shape	Traditional
Lofts	46°–60°
Bounce	10°



## FULL

This classic design offers stability on full shots and the added bounce allows for total confidence from the bunker and thick rough.

Turf Conditions	Softer
Divot Size	Larger
Attack Angle	Steeper
Sole Design	Traditional
Face Shape	Traditional
Lofts	54°–60°
Bounce	12°



## ADAPT: READY FOR WHATEVER

More than just a sole grind, ADAPT on RTZ features its own face shape, groove length, and leading edge, all designed to give players an incredibly versatile short-game tool.

ADAPT's key sole grind feature is its bounce chamfer. This raised and flattened leading edge is a popular customization often requested by Cleveland tour staff for the way it reduces digging on both square and open-face shots.

All ADAPT grind Wedges also exclusively feature RTZ's Full-Face groove option, along with an extended toe shape—a real benefit for any player who likes to get creative around the green.

When opening the clubface, the combination of added loft and adjusted clubhead position naturally pushes the striking area higher on the face and toward the toe. With ADAPT's hosel-to-toe grooves and extended toe area, you're maximizing groove contact on those open-face shots for more consistent spin, flight, and stopping power.

### STANDARD GROOVES

OPEN-FACE SHOT  
MISSES GROOVES

### FULL-FACE GROOVES

OPEN-FACE SHOT  
HITS GROOVES



RTZ  
with FULL-FACE ADAPT

RTZ



**TOUR RACK**

# ELEVATE YOUR SHORT GAME

Nothing says short game dedication like a tour-authentic Wedge. From components to custom grinds, RTZ Tour Rack Wedges are identical to those used in competition by the best players in the world.

This coveted stock of made-for-tour raw Wedges come with a full slate of personalization options, including sole grinds, leading edge radii, and more. Elevate your short game with an RTZ Tour Rack Wedge lineup that's handcrafted to perfectly fit your game.



**TOUR-CRAFTED  
GRINDS**

## AUTHENTICITY STARTS HERE

You don't have to punch a tour card to get the pro-level Wedge experience you're looking for.

RTZ Tour Rack Wedges deliver all the tour-preferred benefits of a raw Wedge, like less glare, improved spin, and ease of customization. And, with Z-Alloy's unique rust-resistant properties, you'll enjoy longer-lasting performance without having to replace your Wedges as often.

Once you choose your standard RTZ sole, the Tour Rack experience takes flight. With our deep selection of tour-crafted grinds, you can add relief to the heel, toe, or trailing edge. Then, you can adjust your precision-milled leading-edge to match your style of play, course conditions, or personal preferences.

To top it off, we're now pairing every Tour Rack Wedge with a True Temper Dynamic Gold Tour Issue S400 shaft—a low launching favorite among the pros.



### TOUR CRAFTED SOLE GRINDS



#### STANDARD GRIND

**PERFORMANCE:**  
Same as Stock Sole Chosen

**AVAILABLE ON:**  
FULL / MID / LOW / ADAPT

#### RELIEF EDGE GRIND

**PERFORMANCE:**  
Lower Leading Edge when Opening the Face

**AVAILABLE ON:**  
FULL / LOW / ADAPT

#### HEEL GRIND

**PERFORMANCE:**  
Easier to Open the Face

**AVAILABLE ON:**  
FULL / MID

#### HEEL & TOE GRIND

**PERFORMANCE:**  
Increased Shotmaking Options

**AVAILABLE ON:**  
FULL / MID

#### S-SHAPED GRIND

**PERFORMANCE:**  
Improved Versatility Bunker Play

**AVAILABLE ON:**  
FULL

### TOUR CRAFTED LEADING EDGE GRINDS

#### SHARPENED LEADING EDGE

**CONDITIONS:** Very Firm

**SWING TYPE:**  
Shallow Angle of Attack

**AVAILABLE ON:**  
FULL / MID / LOW / ADAPT

#### STANDARD LEADING EDGE

**CONDITIONS:** Med - Firm

**SWING TYPE:**  
Neutral Angle of Attack

**AVAILABLE ON:**  
FULL / MID / LOW / ADAPT

#### ROUNDED LEADING EDGE

**CONDITIONS:** Med - Soft

**SWING TYPE:**  
Steep Angle of Attack

**AVAILABLE ON:**  
FULL / MID / LOW / ADAPT



# RTZ

All-new RTZ Wedges are made with Z-Alloy, a completely new carbon-steel formula that enables a zero-compromise design approach for incredible feel, better durability, and more consistency for our best performing tour Wedges yet. Plus, there's an all-new ADAPT grind featuring full-face grooves (the only full-face option for this generation), to give RTZ Wedges more versatility than ever before.

## KEY INNOVATIONS

### Z-Alloy

Z-Alloy is a brand-new steel with better feel. It's softer, lighter, and remarkably durable. It gives RTZ Wedges superior feel, better forgiveness, and more consistency. On RTZ Tour Rack Wedges, Z-Alloy's rust-resistant properties ensure longer-lasting, like-new performance.

### HydraZip

HydraZip is a unique system of face blasts and laser-milled lines formulated to maximize spin performance under wet conditions. This technology is dynamically configured by loft groupings, which helps balance spin across lofts, while maximizing spin in adverse conditions.

### ZipCore

This low-density core technology replaces heavier material in the heel and hosel area with a lightweight, low-density, vibration-dampening material. This proprietary core allows us to shift the Center of Gravity closer to where you strike the ball, while simultaneously adding MOI.

### UltiZip

UltiZip's sharper grooves cut through grass and debris at contact, while deeper grooves help make space for grass, sand, dirt, or water to clear the impact zone, giving RTZ Wedges stronger, more consistent spin from the fairway, rough, or bunker.



### STEEL SHAFT: TRUE TEMPER DYNAMIC GOLD SPINNER TOUR ISSUE\*

FLEX	WEIGHT	BUTT DIAMETER	LAUNCH	SPIN
Wedge	128g	.600"	Mid	Mid-High

\* Stock Shaft for Tour Satin and Black Satin

### STEEL SHAFT: TRUE TEMPER DYNAMIC GOLD TOUR ISSUE S400\*

FLEX	WEIGHT	BUTT DIAMETER	LAUNCH	SPIN
S400	132g	.600"	Low	Mid

\* Stock Shaft for Tour Rack

### GRIP: GOLF PRIDE TOUR VELVET 360

SIZE	CORE	WEIGHT
Standard	.580"	52g

FINISH	MATERIAL	GLARE REDUCTION	RUST?	CUSTOM GRINDS?
Tour Satin	Chrome-Plated Z-Alloy	High	No	No
Black Satin	Chrome-Plated Z-Alloy	High	No	No
Tour Rack (Raw)	Raw Z-Alloy	Highest	No	Yes

## STANDARD SHAPE AND GROOVES FEATURED ON MID, FULL, AND LOW GRINDS



## HIGH-TOE SHAPE AND FULL-FACE GROOVES FEATURED ONLY ON ADAPT GRIND



LOFT	GRIND	BOUNCE	GROOVES	TOUR SATIN	BLACK SATIN	TOUR RACK	LIE	LENGTH <sup>†</sup>	SW
46°	MID	10°	Traditional	RH	-	-	64°	36"	D3
48°	MID	10°	Traditional	RH/LH	RH	RH	64°	36"	D3
50°	MID	10°	Traditional	RH/LH	RH/LH	RH	64°	35.75"	D4
52°	MID	10°	Traditional	RH/LH	RH/LH	RH	64°	35.75"	D4
54°	ADAPT	8°	Full-Face	RH	-	-	64°	35.5"	D5
54°	MID	10°	Traditional	RH/LH	RH/LH	RH	64°	35.5"	D5
54°	FULL	12°	Traditional	RH/LH	RH	RH	64°	35.5"	D5
56°	ADAPT	8°	Full-Face	RH/LH	RH	RH	64°	35.5"	D5
56°	MID	10°	Traditional	RH/LH	RH/LH	RH	64°	35.5"	D5
56°	FULL	12°	Traditional	RH/LH	RH	RH	64°	35.5"	D5
58°	LOW	6°	Traditional	RH/LH	RH	RH	64°	35.25"	D5
58°	ADAPT	8°	Full-Face	RH	RH	RH	64°	35.25"	D5
58°	MID	10°	Traditional	RH/LH	RH/LH	RH	64°	35.25"	D5
58°	FULL	12°	Traditional	RH	-	RH	64°	35.25"	D5
60°	LOW	6°	Traditional	RH/LH	RH	RH	64°	35.25"	D5
60°	ADAPT	8°	Full-Face	RH/LH	RH	RH	64°	35.25"	D5
60°	MID	10°	Traditional	RH/LH	RH/LH	RH	64°	35.25"	D5
60°	FULL	12°	Traditional	RH	-	RH	64°	35.25"	D5
62°	LOW	6°	Traditional	RH	-	-	64°	35.25"	D5
64°	ADAPT	8°	Full-Face	RH	-	-	64°	35.25"	D5

<sup>†</sup>To match USGA and R&A Industry guidelines, Cleveland Golf has modified how club lengths are measured and published. Our published length specifications for Wedges are now approximately 1/4" longer. Note: club lengths haven't changed, only how they are measured and recorded.


RTZ with Z-ALLOY



# FEATURED SHAFT OFFERINGS

## TRUE TEMPER

MODEL	FLEX	WEIGHT	BUTT OD	LAUNCH
DG Tour Issue S400	S	132g	0.600	Low



MODEL	FLEX	WEIGHT	BUTT OD	LAUNCH
DG Spinner Tour Issue	Wedge	128g	0.600	Mid




MODEL	FLEX	WEIGHT	BUTT OD	LAUNCH
DG 115 Spinner Tour Issue	Wedge	116g	0.600	Mid



## NIPPON

MODEL	FLEX	WEIGHT	BUTT OD	LAUNCH
NS Pro Modus3 Wedge 105	Wedge	111g	0.600	Low-Mid



MODEL	FLEX	WEIGHT	BUTT OD	LAUNCH
NS Pro Modus3 Wedge 115	Wedge	122g	0.600	Low-Mid



MODEL	FLEX	WEIGHT	BUTT OD	LAUNCH
NS Pro Modus3 Wedge 125	Wedge	133g	0.600	Low-Mid



## LADIES FLEX SHAFTS

MODEL	FLEX	WEIGHT	BUTT OD	LAUNCH
UST Recoil Dart 50 Wedge	L	45g	0.600	High



MODEL	FLEX	WEIGHT	BUTT OD	LAUNCH
UST Helium Nanocore 50	L (F1)	53g	0.587	High



MODEL	FLEX	WEIGHT	BUTT OD	LAUNCH
KBS HI-REV G 60	L	60g	0.587	High



## KBS

MODEL	FLEX	WEIGHT	BUTT OD	LAUNCH
HI-REV 2.0	S	125g	0.600	Mid



MODEL	FLEX	WEIGHT	BUTT OD	LAUNCH
Tour	S	120g	0.600	Mid



MODEL	FLEX	WEIGHT	BUTT OD	LAUNCH
Tour V	Wedge	125g	0.600	Low-Mid



MODEL	FLEX	WEIGHT	BUTT OD	LAUNCH
KBS HI-REV MAX 105	Wedge	106g	0.600	High



MODEL	FLEX	WEIGHT	BUTT OD	LAUNCH
KBS HI-REV G 80	Wedge	80g	0.600	High



## PROJECT X

MODEL	FLEX	WEIGHT	TIP OD	BUTT OD	LAUNCH
Project X Wedge	S (6.0)	120g	0.355	0.600	Low

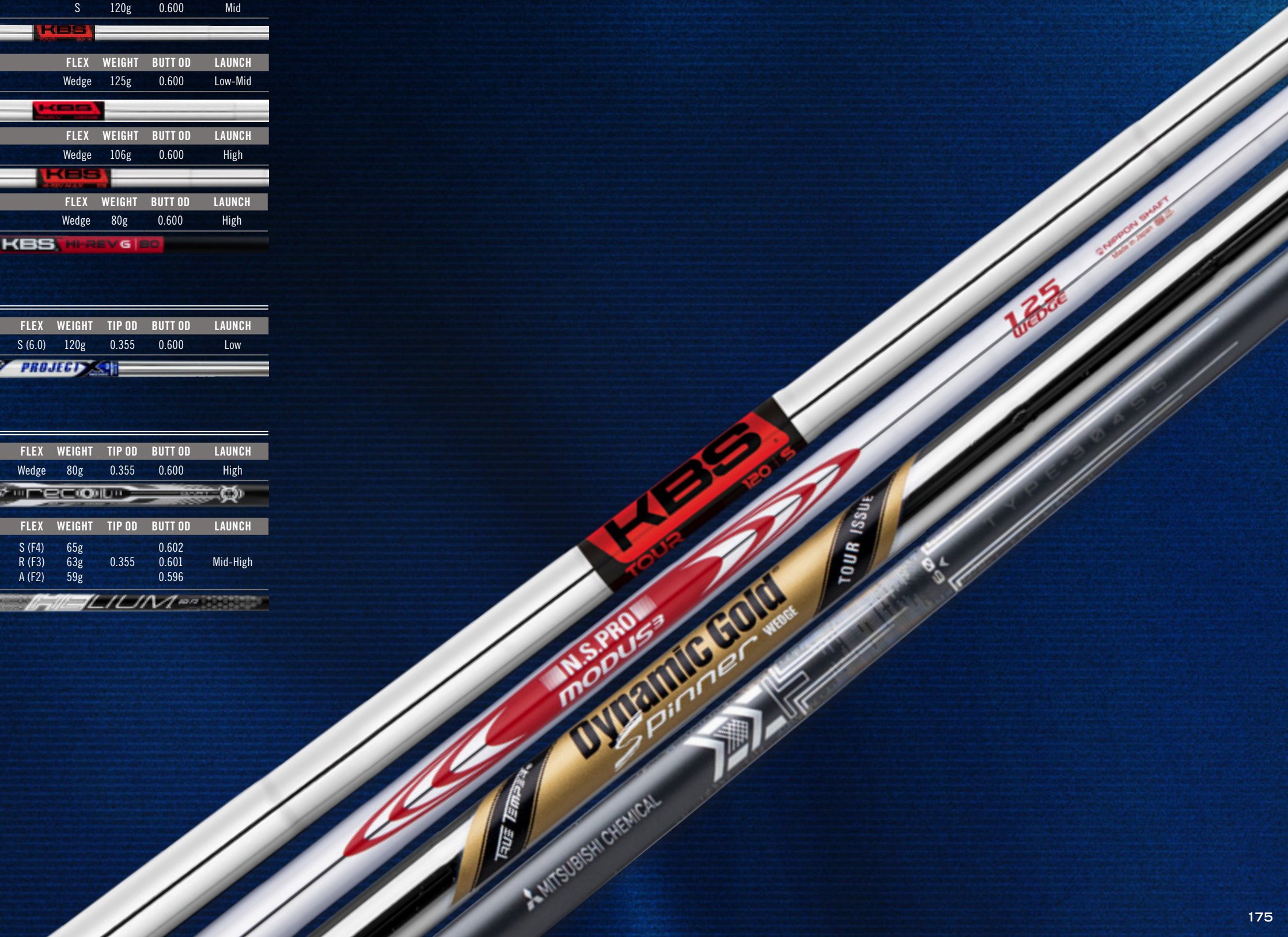
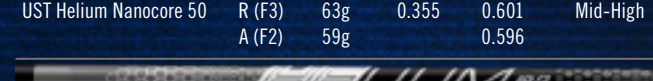


## UST MAMIYA

MODEL	FLEX	WEIGHT	TIP OD	BUTT OD	LAUNCH
Recoil Dart 80	Wedge	80g	0.355	0.600	High



MODEL	FLEX	WEIGHT	TIP OD	BUTT OD	LAUNCH
UST Helium Nanocore 50	S (F4)	65g		0.602	Mid-High
	R (F3)	63g	0.355	0.601	
	A (F2)	59g		0.596	



See our custom catalog for all shaft offerings.

# CUSTOM PAINTFILL, ENGRAVING & MORE

Dress up any RTZ and CBZ Wedges with custom paintfill, engraving, skins, and ferrules to make it unmistakably yours. Select from dozens of paintfill color options to add across 5 possible locations. Choose from three engraving styles and add up to 10 characters. Add one of our laser-etched skins on any finish. Tack on a custom ferrule. Or, get a little of everything. The combinations are endless, but the final result can be a Wedge that's truly unique.

Visit our website to learn more.

	PAINTFILL	CUSTOM CHARACTERS	SKINS	CUSTOM GRINDS	CUSTOM FERRULES	ALIGNMENT LINE
RTZ	✓	✓	✓	✓	✓	✓
CBZ	✓	✓	✓	-	✓	✓
Smart Sole Full-Face	✓	-	-	-	-	-

## COLOR PALETTE

Purple	Pink	Metallic Gold	Black
Dark Red	Off White	Leather Brown	Navy
Red	Yellow	Gray	Dark Blue
Orange	Lime Green	Metallic Silver	Blue
Peach	Green	White	Light Blue



# ENGRAVING

## STYLE #1: CENTER

- Character Limit: 10
- Dancing Font

## STYLE #2: SNOWBALL

- Character Limit: 2
- Straight Font (Slanted)

## STYLE #3: EDGE

- Character Limit: 5
- Straight Font



# SKINS

## OFFERINGS:

- Benjamin
- Shamrock
- Carbon Fiber
- Camo
- US Flag
- Flowers
- Cards




\*CBZ Skin Offerings - Shamrock, Camo, Flowers

# FERRULES

## OFFERINGS:

- Red / White / Blue
- Camo
- Black / White / Gold
- Black / Teal / Pink
- Red / Black / White
- Black / Blue / White
- Green / White / Yellow / Grey



**RTZ** with Z-ALLOY





**CBZ**

## THIS IS A GAMECHANGER

Our recipe for fantastic Wedges hasn't changed much in recent years. Great spin. Pure feel. Sleek shape and versatile sole grinds. That's what makes Cleveland Golf Wedges a mainstay in bags the world over.

But this? This is a gamechanger. It's challenging some of Wedge-making's longest held truths. And doing so in ways we didn't know were possible.

This is CBZ with Z-Alloy. A new recipe, with an all-new steel, for our greatest achievement in game improvement Wedges to date.

# CBZ

NEW

New CBZ Wedges bring elite forgiveness and premium versatility together in a highly refined, sharp-looking design that blends beautifully in the bag with modern cavity back or hollow sets, and feature all of Cleveland Golf's latest tour caliber technologies. New this year, the CBZ lineup introduces our proprietary, softer Z-Alloy Wedge material to a cavity back Wedge, along with both traditional and Full-Face groove options.

## KEY INNOVATIONS

### Z-Alloy NEW

Z-Alloy is a brand-new steel created by Cleveland Golf for a better feel. It's softer, lighter, and remarkably durable. It gives CBZ Wedges superior feel, better forgiveness, and more consistency.

### Full-Face Option NEW

Featuring a hosel-to-toe groove pattern and an advanced, high-toe profile, CBZ Full-Face Wedges deliver even greater versatility from any greenside position. Packed with technology, Full-Face is built to help players ace creative, open-face shots.

### ZipCore

This low-density core technology replaces heavier material in the heel and hosel area with a lightweight material. This proprietary core allows us to shift the Center of Gravity closer to where you strike the ball, while simultaneously adding MOI.

### UltiZip

UltiZip's sharper grooves cut through grass and debris at contact, while deeper grooves help make space for grass, sand, dirt, or water to clear the impact zone, giving CBZ Wedges stronger, more consistent spin from the fairway, rough, or bunker.

### HydraZip

HydraZip's face blasts and laser-milled lines maximize spin in wet conditions. Dynamically configured by loft groupings, it balances spin across lofts while enhancing performance in adverse weather.



#### STEEL SHAFT: KBS HI-REV 2.0 115

FLEX	WEIGHT	BUTT DIAMETER	LAUNCH	SPIN
Wedge	115g	.600"	Mid	Mid-High

#### GRAPHITE SHAFT: KBS HI-REV G 80

FLEX	WEIGHT	BUTT DIAMETER	LAUNCH	SPIN
Wedge	80g	.600"	Mid-High	High

#### GRIP: GOLF PRIDE TOUR VELVET 360

SIZE	CORE	WEIGHT
Standard	.580"	52g

## HIGH-TOE\* SHAPE AND FULL-FACE GROOVES WITH DYNAMIC SOLE GRINDS



\*50° and 52° CBZ Full-Face Wedges feature a Standard Head Shape

## STANDARD HEAD SHAPE AND TRADITIONAL GROOVES WITH DYNAMIC SOLE GRINDS



LOFT	SOLE GRIND	BOUNCE	GROOVES	HAND	LIE	LENGTH <sup>†</sup>	STEEL SW	GRAPHITE SW
44°	V-Shaped	12°	Traditional	RH	64°	36"	D2	D1.5
46°	V-Shaped	12°	Traditional	RH	64°	36"	D2	D1.5
48°	V-Shaped	12°	Traditional	RH	64°	36"	D2	D1.5
50°	V-Shaped	12°	Traditional	RH/LH	64°	35.75"	D3	D2.5
50°	V-Shaped	12°	Full-Face	RH	64°	35.75"	D3	D2.5
52°	V-Shaped	12°	Traditional	RH/LH	64°	35.75"	D3	D2.5
52°	V-Shaped	12°	Full-Face	RH	64°	35.75"	D3	D2.5
54°	S-Shaped	14°	Traditional	RH/LH	64°	35.5"	D4	D3.5
54°	C-Shaped	12°	Full-Face	RH	64°	35.5"	D4	D3.5
56°	S-Shaped	14°	Traditional	RH/LH	64°	35.5"	D4	D3.5
56°	C-Shaped	12°	Full-Face	RH/LH	64°	35.5"	D4	D3.5
58°	C-Shaped	12°	Traditional	RH/LH	64°	35.25"	D4	D3.5
58°	C-Shaped	10°	Full-Face	RH	64°	35.25"	D4	D3.5
60°	C-Shaped	12°	Traditional	RH/LH	64°	35.25"	D4	D3.5
60°	C-Shaped	10°	Full-Face	RH/LH	64°	35.25"	D4	D3.5

<sup>†</sup>To match USGA and R&A Industry guidelines, Cleveland Golf has modified how club lengths are measured and published. Our published length specifications for Wedges are now approximately 1/4" longer. Note: club lengths haven't changed, only how they are measured and recorded.

# WOMEN'S **CBZ** NEW

New CBZ Wedges bring elite forgiveness and premium versatility together in a highly refined, sharp-looking design that blends beautifully in the bag with modern cavity back or hollow sets, and feature all of Cleveland Golf's latest tour caliber technologies. New this year, the CBZ lineup introduces our proprietary, softer Z-Alloy Wedge material to a cavity back Wedge, along with both traditional and Full-Face groove options. Women's CBZ Wedges feature specially chosen lightweight components optimized to fit female swings.

## KEY INNOVATIONS

### Z-Alloy NEW

Z-Alloy is a brand-new steel created by Cleveland Golf for a better feel. It's softer, lighter, and remarkably durable. It gives CBZ Wedges superior feel, better forgiveness, and more consistency.

### Full-Face Option NEW

Featuring a hosel-to-toe groove pattern and an advanced, high-toe profile, CBZ Full-Face Wedges deliver even greater versatility from any greenside position. Packed with technology, Full-Face is built to help players ace creative, open-face shots.

### ZipCore

This low-density core technology replaces heavier material in the heel and hosel area with a lightweight material. This proprietary core allows us to shift the Center of Gravity closer to where you strike the ball, while simultaneously adding MOI.

### UltiZip

UltiZip's sharper grooves cut through grass and debris at contact, while deeper grooves help make space for grass, sand, dirt, or water to clear the impact zone, giving CBZ Wedges stronger, more consistent spin from the fairway, rough, or bunker.

### HydraZip

HydraZip's face blasts and laser-milled lines maximize spin in wet conditions. Dynamically configured by loft groupings, it balances spin across lofts while enhancing performance in adverse weather.



#### GRAPHITE SHAFT: KBS HI-REV G 60

FLEX	WEIGHT	BUTT DIAMETER	LAUNCH	SPIN
Wedge	60g	.600"	High	Mid-High

#### GRIP: LAMKIN ST SOFT WOMEN'S

SIZE	CORE	WEIGHT
Undersize	.600"	40g

## HIGH-TOE SHAPE AND FULL-FACE GROOVES WITH DYNAMIC SOLE GRINDS



## STANDARD HEAD SHAPE AND TRADITIONAL GROOVES WITH DYNAMIC SOLE GRINDS



LOFT	SOLE GRIND	BOUNCE	GROOVES	HAND*	LIE	LENGTH†	GRAPHITE SW
48°	V-Shaped	12°	Traditional	RH	64°	35"	C5.5
50°	V-Shaped	12°	Traditional	RH	64°	34.75"	C6.5
52°	V-Shaped	12°	Traditional	RH/LH	64°	34.75"	C6.5
54°	S-Shaped	14°	Traditional	RH	64°	34.5"	C7.5
56°	S-Shaped	14°	Traditional	RH/LH	64°	34.5"	C7.5
56°	C-Shaped	12°	Full-Face	RH	64°	34.5"	C7.5
58°	C-Shaped	12°	Traditional	RH	64°	34.25"	C7.5
60°	C-Shaped	12°	Traditional	RH/LH	64°	34.25"	C7.5
60°	C-Shaped	10°	Full-Face	RH	64°	34.25"	C7.5

†To match USGA and R&A Industry guidelines, Cleveland Golf has modified how club lengths are measured and published. Our published length specifications for Wedges are now approximately 1/4" longer. Note: club lengths haven't changed, only how they are measured and recorded.

\*Additional LH Women's options available through Custom



**CBZ** with Z-ALLOY

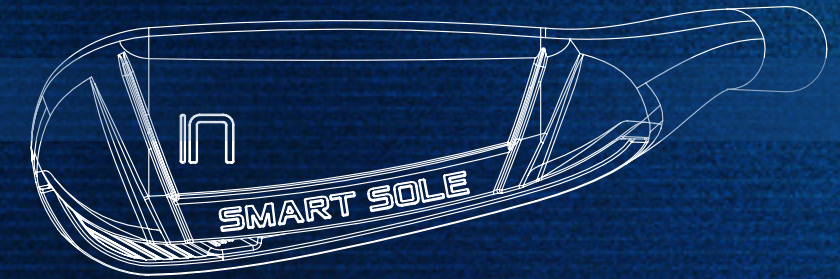
# THE COMPLETE SHORT-GAME TOOLKIT

As a crew, these four all-new Smart Sole Full-Face Wedges complement each other by giving you the complete short-game toolkit in a super easy-to-use system. Individually, each Wedge specializes in certain areas around the green.

Let's have a look at what each Wedge can do for you, and where on the course it excels...

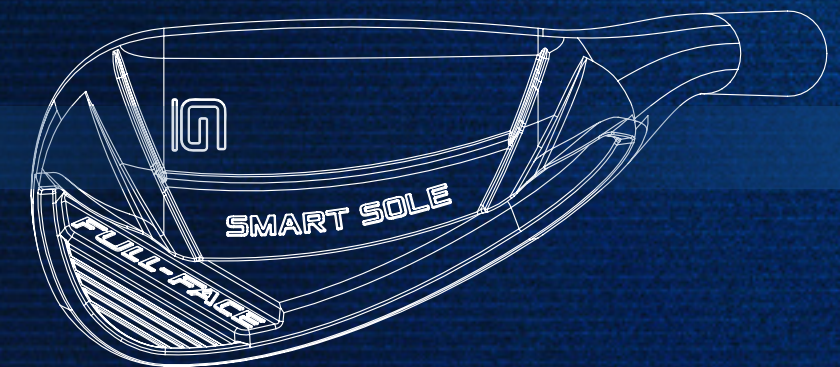
## CHIPPER

Perfect for bump-and-run shots into the green



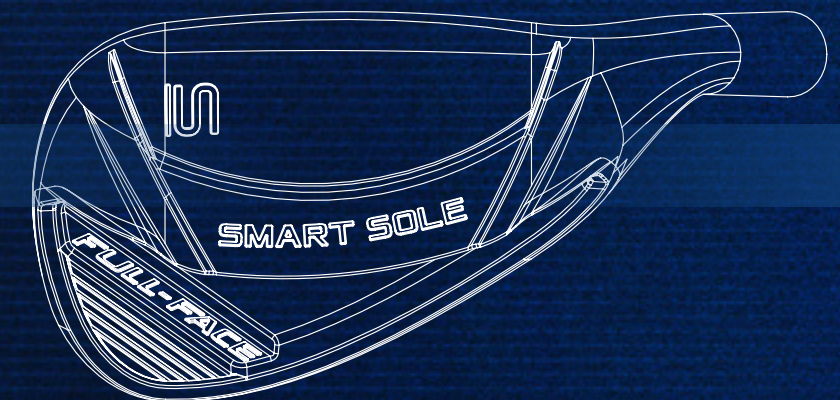
## GAP WEDGE

Perfect for full or partial swing approach shots



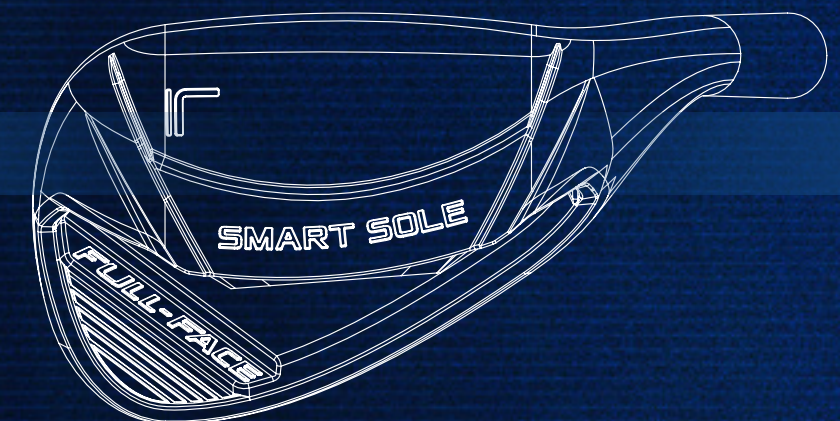
## SAND WEDGE

Perfect for escaping any bunker with ease



## LOB WEDGE

Perfect for high arcing shots into short-sided pins



# SMART SOLE FULL-FACE MEN'S

This completely new Wedge system now includes four specialized clubs to fulfill every short-game shot on the course, giving you the complete package. Featuring the largest striking areas we've ever put on a Wedge, plus dynamic HydraZip and UltiZip technologies, Smart Sole Full-Face is now even more forgiving than before.

## KEY INNOVATIONS

### A Wedge For Every Shot

Bump-and-run it with the Chipper. Get full swing forgiveness with the Gap. Easy bunker escapes with the Sand. And short-side pin confidence with the Lob.

### Larger Faces

Our largest faces ever on any Cleveland Golf Wedges, new full-face grooves, and improved MOI makes these the most forgiving Wedges we've ever made.

### HydraZip

Our proprietary dynamic blast and laser-milled line system creates roughness to enhance friction, maximizing spin in wet or dry conditions, and from anywhere around the green.

### UltiZip

UltiZip's full-face network of sharp, deep, and tightly spaced grooves maximizes performance at contact. By slicing through and channeling debris to bite harder, UltiZip offers purer spin, more control, and more consistency.

### Upgraded Three-Tiered Soles

This all-new, extra wide, Three-Tiered Sole design with added leading edge bounce provides maximum forgiveness from the fairway, rough, tight lies, or out of the sand.

### GRIP: LAMKIN CROSSLINE 360



SIZE	CORE	WEIGHT
Standard	.580"	50g

MODEL	LOFT	HAND	LIE	LENGTH	STEEL SWING WEIGHT	GRAPHITE SWING WEIGHT
C	42°	RH/LH	66°	35"	E0	D9.5
G	50°	RH/LH	64°	35.5"	D3	D2.5
S	58°	RH/LH	64°	35.25"	D5	D4.5
L	64°	RH/LH	64°	35"	D5	D4.5



### STEEL SHAFT: KBS HI-REV MAX 105



FLEX	WEIGHT	BUTT DIAMETER	LAUNCH	SPIN
Wedge	106g	.600"	High	High

### GRAPHITE SHAFT: UST RECOIL DART 80 WEDGE



FLEX	WEIGHT	BUTT DIAMETER	LAUNCH	SPIN
Wedge	90g	.600"	High	High

# SMART SOLE FULL-FACE WOMEN'S

This completely new Wedge system includes four specialized clubs to fulfill every short-game shot on the course, giving you the complete package. Featuring the largest striking areas we've ever put on a Wedge, plus dynamic HydraZip and UltiZip technologies, Smart Sole Full-Face is even more forgiving than before. And now, we've dialed in the shaft weight, length, and flex to specifically suit a woman's swing.

## KEY INNOVATIONS

### A Wedge For Every Shot

Bump-and-run it with the Chipper. Get full swing forgiveness with the Gap. Easy bunker escapes with the Sand. And short-side pin confidence with the Lob.

### Larger Faces

Our largest faces ever on any Cleveland Golf Wedges, new full-face grooves, and improved MOI makes these the most forgiving Wedges we've ever made.

### HydraZip

Our proprietary dynamic blast and laser-milled line system creates roughness to enhance friction, maximizing spin in wet or dry conditions, and from anywhere around the green.

### UltiZip

UltiZip's full-face network of sharp, deep, and tightly spaced grooves maximizes performance at contact. By slicing through and channeling debris to bite harder, UltiZip offers purer spin, more control, and more consistency.

### Upgraded Three-Tiered Soles

This all-new, extra wide, Three-Tiered Sole sole design with added leading edge bounce provides maximum forgiveness from the fairway, rough, tight lies, or out of the sand.

### GRIP: LAMKIN ST SOFT WOMEN'S



SIZE	CORE	WEIGHT
Undersize	.600"	40g

MODEL	LOFT	HAND	LIE	LENGTH	SWING WEIGHT
C	42°	RH	66°	34"	D3
G	50°	RH	64°	34.5"	C6
S	58°	RH	64°	34.25"	C8
L	64°	RH	64°	34"	C8



### GRAPHITE SHAFT: UST RECOIL DART 50 WEDGE



FLEX	WEIGHT	BUTT DIAMETER	LAUNCH	SPIN
L Wedge	45g	.600"	High	High

# CLEVELAND PUTTERS



# SINK IT YOUR WAY



HB SOFT 2 Black takes our Speed Optimized Face Technology to all-new levels of true swing feel. Plus, its durable PVD finish and upgraded shaft will have you sinking birdies in style.

HB SOFT 2 Putters integrate our acclaimed Speed Optimized Face Technology with nine, stroke specific models for truer strikes at an optimal price.



## HB SOFT 2 BLACK

## HB SOFT 2

Stroke Specific Grips	✓	✓
Speed Optimized Face Technology	✓	✓
Premium Stock Components	✓	-
UST ALL-IN Shaft Stock	✓	-
Stroke Specific Alignment	✓	✓
Counterbalanced Weighting	✓	✓
HB SOFT 2 BROOM Shaft Model	-	✓
HB SOFT 2 CB Model	-	✓

# SOFT: SPEED OPTIMIZED FACE TECHNOLOGY

SOFT isn't just another pretty face; in the case of HB SOFT 2 Black Putters, it's nine uniquely pretty ones. By utilizing a dynamic milling pattern for every head shape, SOFT normalizes ball speed across the striking area. And more consistent speed ensures more consistent, predictable distance, no matter where you strike the ball.



## PREMIUM SHAFT

It's only fitting we'd build these premium HB SOFT 2 Black Putters with premium components, like half carbon fiber, half steel, UST Mamiya ALL-IN shafts. Featuring advanced stability and the feel of a multi-material shaft, their optimally balanced designs use high-tensile carbon fiber and proprietary nanoalloys to add stiffness, strength, and consistency. A stronger shaft with better balance flexes less during your stroke and, at impact, syncs with HB SOFT 2 Black Putters' other performance attributes for superior putting.

ALL IN



26%

STIFFER PROFILE\*

10%

MORE CONSISTENT FACE ANGLE AT IMPACT\*\*

\* Results from lab measurements of UST ALL-IN and Stepless Chrome Putter shafts. Data collected by Cleveland Golf R&D.

\*\* Results from SAM PuttLab player testing from 15-foot using UST ALL-IN and Stepless Chrome putter builds. Test conducted by Cleveland Golf R&D.

## UST ALL-IN SHAFT

Models: All

SHAFT	MATERIAL	WEIGHT
UST ALL-IN Straight	Carbon Fiber/Steel	109g
UST ALL-IN Single Bend	Carbon Fiber/Steel	115g

UST ALL-IN PROFILE*	UST ALL-IN PERFORMANCE**
26% Stiffer	10% Better Face Angle Consistency
38% Higher Frequency	7% Better Face Rotation Consistency
24% Less Torque	6% Better Impact Location Consistency

# HB SOFT 2 BLACK

HB SOFT 2 Black takes our Speed Optimized Face Technology to all-new levels of true swing feel by syncing every head shape with balanced, stroke specific components. Plus, its durable PVP finish and upgraded shaft will have you sinking birdies in style.

## KEY INNOVATIONS

### UST Mamiya All-In Shaft

UST Mamiya ALL-IN shafts feature advanced stability and the feel of a multi-material shaft. Their optimally balanced designs use high-tensile carbon fiber and proprietary nanoalloys to add stiffness, strength, and consistency.

### SPEED OPTIMIZED FACE TECHNOLOGY

A dynamic groove milling pattern on the face of every HB SOFT 2 Black Putter, SOFT normalizes ball speed across an enlarged striking area—ensuring more consistent, predictable distance performance.

### Stroke Specific Designs

HB SOFT 2 Black features nine all-new Putters carefully assembled for straight or slight arc stroke types, each synced with its complementing hosel style, toe hang, alignment system, and grip.

### Consistent Swing Feel

To ensure each HB SOFT 2 Black Putter has a consistent swing feel—model to model—no matter which shaft length you choose, a 20g weight is included within the butt end of the shaft on all models 35" and over.

#### GRIP: HB SOFT 2 PISTOL



SIZE	CORE	WEIGHT
Standard	.580"	72g

#### GRIP: HB SOFT 2 PISTOL OVERSIZE



SIZE	CORE	WEIGHT
Oversize	.600"	72g

#### GRAPHITE/STEEL SHAFT: UST ALL-IN

SHAFT	MATERIAL	WEIGHT
Straight	Carbon Fiber/Steel	109g
Single Bend	Carbon Fiber/Steel	115g



MODEL	HOSEL	HAND	TOE HANG	STROKE TYPE	HEAD WEIGHT	ALIGNMENT	GRIP	LENGTH*	LIE	LOFT
1	Plumber's Neck	RH/LH	Moderate	Slight Arc	355g	1 Line	Pistol	34", 35"	70°	3°
8C	Center Shafted	RH	Face Balanced	Straight	365g	3 Lines	Oversize	34", 35"	70°	3°
8S	Slant	RH	Moderate	Slight Arc	365g	1 Line	Pistol	34", 35"	70°	3°
10.5P	Plumber's Neck	RH	Moderate	Slight Arc	365g	1 Line	Pistol	34", 35"	70°	3°
11	Single Bend	RH/LH	Face Balanced	Straight	365g	3 Lines	Oversize	34", 35"	70°	3°
11S	Slant	RH	Moderate	Slight Arc	365g	1 Line	Pistol	34", 35"	70°	3°
11C	Center Shafted	RH	Face Balanced	Straight	365g	3 Lines	Oversize	34", 35"	70°	3°
15	Single Bend	RH	Face Balanced	Straight	365g	3 Lines	Oversize	34", 35"	70°	3°
RETREVE	Single Bend	RH/LH	Face Balanced	Straight	365g	3 Lines	Oversize	34", 35"	70°	3°

\*Putters shafts 35" and over include a 20g counterbalance weight



# HB SOFT 2

HB SOFT 2 takes our Speed Optimized Face Technology to all-new levels of true swing feel by syncing every head shape with balanced, stroke specific components. Choose the right stroke type and head shape for you, and every spec comes set to help you get consistent distance performance in a finely tuned, near-custom Putter.

## KEY INNOVATIONS

### SPEED OPTIMIZED FACE TECHNOLOGY

A dynamic groove milling pattern on the face of every HB SOFT 2 Putter, SOFT normalizes ball speed across an enlarged striking area—ensuring more consistent, predictable distance performance.

### Stroke Specific Designs

HB SOFT 2 features nine all-new Putters carefully assembled for straight or slight arc stroke types, each synced with its complementing hosel style, toe hang, alignment system, and grip.

### Consistent Swing Feel


To ensure each HB SOFT 2 Putter has a consistent swing feel—model to model—no matter which shaft length you choose, a 20g weight is included within the butt end of the shaft on all models 35" and over.

### RETREVE

RETREVE—a completely new head shape configuration in the Cleveland Golf Putter world—is our first-ever Putter with the ability to pick your ball out of the hole or easily off any other surface, so you don't have to bend over and grab it.



#### GRIP: HB SOFT 2 PISTOL




SIZE	CORE	WEIGHT
Standard	.580"	72g

#### GRIP: HB SOFT 2 PISTOL OVERSIZE



SIZE	CORE	WEIGHT
Oversize	.600"	72g



#### GRIP: WOMEN'S HB SOFT



SIZE	CORE	WEIGHT
Standard	.580"	91g

MODEL	HOSEL	HAND	TOE HANG	STROKE TYPE	HEAD WEIGHT	ALIGNMENT	GRIP	LENGTH*	LIE	LOFT
1	Plumber's Neck	RH/LH/WM	Moderate	Slight Arc	355g	1 Line	Pistol	32", 34", 35"	70°	3°
8C	Center Shafted	RH	Face Balanced	Straight	365g	3 Lines	Oversize	34", 35"	70°	3°
8S	Slant	RH	Moderate	Slight Arc	365g	1 Line	Pistol	34", 35"	70°	3°
10.5P	Plumber's Neck	RH	Moderate	Slight Arc	365g	1 Line	Pistol	34", 35"	70°	3°
11	Single Bend	RH/LH/WM	Face Balanced	Straight	365g	3 Lines	Oversize	32", 34", 35"	70°	3°
11S	Slant	RH	Moderate	Slight Arc	365g	1 Line	Pistol	34", 35"	70°	3°
11C	Center Shafted	RH	Face Balanced	Straight	365g	3 Lines	Oversize	34", 35"	70°	3°
15	Single Bend	RH	Face Balanced	Straight	365g	3 Lines	Oversize	34", 35"	70°	3°
RETREVE	Single Bend	RH/LH/WM	Face Balanced	Straight	365g	3 Lines	Oversize	32", 34", 35"	70°	3°

\*Putters shafts 35" and over include a 20g counterbalance weight.



# HB SOFT 2 CB&BROOM

HB SOFT 2 takes our Speed Optimized Face Technology to all-new levels of true swing feel by syncing every head shape with balanced, stroke specific components. The BROOM and CB variants offer smoother, more controllable strokes for those players who prefer that feeling on the green.

## KEY INNOVATIONS

### HB SOFT 2 CB

Compared to existing HB SOFT 2 models, the HB SOFT 2 CB putter features a heavier head weight and a longer shaft and grip to concentrate weight above the players hands for a slower, more consistent stroke.

### HB SOFT 2 BROOM

A proven tour-winning putter style; the HB SOFT 2 BROOM Putter facilitates a "straight back, straight through" putting stroke to encourage the putter to move on less of an arc and limit wrist movement associated with inconsistencies in a traditional putting stroke. A specially designed grip as well as a heavier putter head complete the "Broom style" putter package. Offered in two stock lengths to cater to different heights.

### SPEED OPTIMIZED FACE TECHNOLOGY

A dynamic groove milling pattern on the face of every HB SOFT 2 Putter, SOFT normalizes ball speed across an enlarged striking area—ensuring more consistent, predictable distance performance.

### Stroke Specific Design

HB SOFT 2 features nine all-new Putters carefully assembled for straight stroke types, each synced with its complementing hosel style, toe hang, alignment system, and grip.

### RETREVE

RETREVE—a completely new head shape configuration in the Cleveland Golf Putter world—is our first-ever Putter with the ability to pick your ball out of the hole or easily off any other surface, so you don't have to bend over and grab it.



#### GRIP: HB SOFT 2 CB



#### GRIP: CG TWO PIECE



MODEL	HOSEL	HAND	TOE HANG	STROKE TYPE	HEAD WEIGHT	ALIGNMENT	GRIP	LENGTH	LIE	LOFT
RETREVE CB	Single Bend	RH	Face Balanced	Straight	380g	3 Lines	CB	38"	70°	3°
11 CB	Single Bend	RH	Face Balanced	Straight	380g	3 Lines	CB	38"	70°	3°
11C BROOM	Center Shafted	RH	Face Balanced	Straight	470g	3 Lines	Two Piece	46", 48"	78°	3°



## FEATURED GRIP UPGRADES

### GOLF PRIDE

GRIP MODEL	SIZE
Tour Velvet	STD, MID, JUM
Tour Velvet Plus 4	STD, MID
Tour Velvet Align	STD, MID
Tour Velvet Full Cord	STD
CP2 Wrap	STD, MID, JUM
CP2 Pro	STD, MID, JUM
MCC Plus 4 Align	STD, MID
MCC Plus 4	STD, MID, JUM
MCC Align	STD, MID
MCC	STD, MID
Z Cord	STD, MID

### IOMIC

GRIP MODEL	SIZE
Hideki Grip	STD
Sticky	STD, MID
iXx	STD

### SUPERSTROKE

GRIP MODEL	SIZE
Crossline 2.0	STD, MID
REVL Comfort	STD, MID, JUM
REVL Element	STD, MID
REVL Player	STD, MID

### WINN

GRIP MODEL	SIZE
Dri-Tac	STD, MID
Dri-Tac Lite	STD, MID, JUM
Excel	STD, MID, JUM

## FEATURED PUTTER GRIPS

### GOLF PRIDE

GRIP MODEL	SIZE
Pro Only	RED STAR, GREEN STAR
Reverse Taper	FLAT, PISTOL, ROUND

### SUPERSTROKE

GRIP MODEL	SIZE
Zenergy	FLATSO, PISTOL, TOUR
Zenergy 17"	FLATSO
Zenergy Tour 1.0	2-PIECE

# CLEVELAND WOODS & IRONS



# MODEL COMPARISON

## HiBore XL DRIVER MAX FORGIVENESS AND CONFIDENCE

Features forgiveness forward, A.I. optimized tech and shaping with an extra-large, dynamic ball-striking area designed to provide tighter dispersion patterns on shots struck all around the face. Also includes ActivWing for downswing stability, as well as an adjustable sole weight placed low and deep for a higher launch and improved MOI.

SWING SPEED	Average-Fast
SPIN	Mid
LAUNCH	Mid-High
FORGIVENESS	High
FLIGHT BIAS	Neutral
ADJUSTABLE	Yes

## HiBore XL LITE DRIVER MAX FORGIVENESS AND LIGHTWEIGHT

All the same forgiveness focused design and technology as the HiBore XL Driver, with the added benefits of a lightweight head and lighter components to help maximize performance for moderate swing speed players. The HiBore XL Lite also features draw-biased weighting to assist golfers who need a little more help correcting their slice.

SWING SPEED	Moderate
SPIN	Mid-High
LAUNCH	High
FORGIVENESS	Highest
FLIGHT BIAS	Slight Draw
ADJUSTABLE	Yes



# HiBore XL DRIVER

HiBore XL features forgiveness forward, A.I. optimized tech and triangular shaping with an extra-large, dynamic ball-striking area designed to provide distance and tighter dispersion patterns on shots struck all around the face. HiBore XL also includes ActivWing for downswing stability, as well as an adjustable sole weight placed low and deep for a high launch and improved MOI.

## KEY INNOVATIONS

### A.I. Shaping and Face

HiBore XL features an innovative, A.I. design-assisted chassis for enhanced forgiveness and sound. And thanks to its big ball-striking area—one of the largest in the industry—HiBore XL helps amateur golfers hit for distance while keeping more tee shots in play.

### MainFrame XL

This remapped, A.I.-optimized variable thickness face pattern maximizes flex at impact to enlarge and reshape the sweet spot, improving energy transfer across the face for added forgiveness, consistency, and ball speed.


### ActivWing

Throughout the swing, aerodynamic forces are generated between ActivWing and the oncoming airflow. These forces help achieve more consistent clubhead delivery at impact, which leads to better downrange performance and distance consistency.

### New Adjustability Options

HiBore XL includes a 12g adjustable weight in the rear of the club, offering the ability to change the club's swing weight. (Additional weights sold separately.) Additionally, all HiBore XL Drivers feature our 1.5 degree adjustable hosel sleeve, giving golfers even more options for fine-tuning their loft, face, and lie angles.

### GRIP: GOLF PRIDE TOUR VELVET 360



SIZE	CORE	WEIGHT
Standard	.580"	52g

LOFT	HAND	LIE	VOLUME	LENGTH <sup>†</sup>	SWING WEIGHT	CLUB WEIGHT
9.0°	RH	58.5°	460cc	46"	D3	320g (S), 319g (R)
10.5°	RH	60.0°	460cc	46"	D3	320g (S), 319g (R)
12.0°*	RH	58.5°	460cc	46"	D3	320g (S), 319g (R)

\*12.0° Loft Available Custom Only

†To match USGA and R&A industry guidelines, Cleveland Golf has modified how club lengths are measured and published. Our published length specifications for woods are now approximately 1/2" longer.



### GRAPHITE SHAFT: MITSUBISHI TENSEI AV SERIES BLUE 55



FLEX	WEIGHT	TORQUE	TIP DIAMETER	BUTT DIAMETER	LAUNCH	SPIN
S	58.5g	4.9°	.335"	.598"	Mid	Mid
R	58g	5.4°	.335"	.600"	Mid	Mid

# HiBore XL LITE DRIVER MEN'S

All the same forgiveness focused, A.I. optimized tech and triangular shaping as the HiBore XL Driver, with the added benefits of a lightweight head and lighter components to help maximize performance for moderate swing speed players. HiBore XL Lite also features draw-biased weighting to assist golfers who need a little more help correcting their slice.

## KEY INNOVATIONS

### A.I. Shaping and Face

HiBore XL Lite features an innovative, A.I. design-assisted chassis for enhanced forgiveness and sound. And thanks to its big ball-striking area—one of the largest in the industry—HiBore XL Lite helps amateur golfers hit for distance while keeping more tee shots in play.

### Lightweight Build

Weighing lighter than the standard HiBore XL Driver, HiBore XL Lite is designed to increase clubhead speed for better launch and distance. HiBore XL Lite was also built with internal draw-biased weighting, helping amateur golfers slice less often.

### MainFrame XL

This remapped, A.I.-optimized variable thickness face pattern maximizes flex at impact to enlarge and reshape the sweet spot, improving energy transfer across the face for added forgiveness, consistency, and ball speed.

### ActivWing

Throughout the swing, aerodynamic forces are generated between ActivWing and the oncoming airflow. These forces help achieve more consistent clubhead delivery at impact, which leads to better downrange performance and distance consistency.

### Adjustability

HiBore XL Lite Drivers feature our 1.5 degree adjustable hosel sleeve, giving golfers even more options for fine-tuning their loft, face, and lie angles.

### GRIP: GOLF PRIDE TOUR VELVET 360 LITE



SIZE	CORE	WEIGHT
Standard	.600"	42g

LOFT	HAND	LIE	VOLUME	LENGTH <sup>†</sup>	SWING WEIGHT	CLUB WEIGHT
9.0°*	RH/LH	58.5°	460cc	46"	D0	294g (S), 292g (R), 291g (A)
10.5°	RH/LH	60.0°	460cc	46"	D0	294g (S), 292g (R), 291g (A)
12.0°	RH/LH*	58.5°	460cc	46"	D0	294g (S), 292g (R), 291g (A)

\* 9.0° Loft Available Custom Only

\* LH Available Custom Only

†To match USGA and R&A industry guidelines, Cleveland Golf has modified how club lengths are measured and published. Our published length specifications for woods are now approximately 1/2" longer.



### GRAPHITE SHAFT: ALDILA ASCENT PL 40



FLEX	WEIGHT	TORQUE	TIP DIAMETER	BUTT DIAMETER	LAUNCH	SPIN
S	47g	6.7°	.335"	.608"	Mid-High	Mid-High
R	44.5g	6.7°	.335"	.606"	Mid-High	Mid-High
A	43.5g	6.8°	.335"	.604"	Mid-High	Mid-High



# HiBore XL Lite Driver Women's

All the same forgiveness focused, A.I. optimized tech and triangular shaping as the HiBore XL Driver, with the added benefits of a lightweight head and optimized components to help maximize performance for moderate swing speed Women's players. HiBore XL Lite Women's also features draw-biased weighting to assist golfers who need a little more help correcting their slice.

## KEY INNOVATIONS

### Women's-Specific Build

All the same clubhead technology as the men's model, but with optimized components fit to female swing patterns—such as ideal, shorter shafts with customized flex profiles and an upgraded grip.

### Lightweight Build

Weighing lighter than the standard HiBore XL Driver, HiBore XL Lite is designed to increase clubhead speed for better launch and distance. HiBore XL Lite was also built with internal draw-biased weighting, helping amateur golfers slice less often.

### MainFrame XL

This remapped, A.I.-optimized variable thickness face pattern maximizes flex at impact to enlarge and reshape the sweet spot, improving energy transfer across the face for added forgiveness, consistency, and ball speed.

### A.I. Shaping and Face

HiBore XL Lite features an innovative, A.I. design-assisted chassis for enhanced forgiveness and sound. And thanks to its big ball-striking area—one of the largest in the industry—HiBore XL Lite helps amateur golfers hit for distance while keeping more tee shots in play.

### Adjustability

HiBore XL Lite Women's Drivers feature our 1.5 degree adjustable hosel sleeve, giving golfers even more options for fine-tuning their loft, face, and lie angles.



### GRIP: LAMKIN ST SOFT WOMEN'S



SIZE	CORE	WEIGHT
Undersize	.600"	40g

### GRAPHITE SHAFT: ALDILA ASCENT PL 40



FLEX	WEIGHT	TORQUE	TIP DIAMETER	BUTT DIAMETER	LAUNCH	SPIN
L	42.5g	6.9°	.335"	.604"	Mid-High	Mid-High

LOFT	HAND	LIE	VOLUME	LENGTH*	SWING WEIGHT	CLUB WEIGHT
12.0°	RH/LH*	58.5°	460cc	44.75"	C3	287g (L)

\*LH available by custom order

†To match USGA and R&A industry guidelines, Cleveland Golf has modified how club lengths are measured and published. Our published length specifications for woods are now approximately 1/2" longer.

# MODEL COMPARISON



Get max distance and forgiveness from any lie with HALO XL Fairway Woods. They feature our upgraded GlideRail sole tech that gives you crispy clean turf interaction on shots off the deck, or from pretty much anywhere. Plus, with AI-designed MainFrame XL, Rebound Frame, and XL Head Design, HALO XL Fairway Woods give you the punching power to go long with confidence.

REPLACES	Long Irons, Hybrids
SWING SPEED	Moderate-Fast
LAUNCH	Mid-High
FORGIVENESS	
DISTANCE	
WORKABILITY	



Get Hybrid control with Fairway Wood distance with the HALO XL Hy-Wood. It's got all the hallmarks of a Hybrid design, the best aspects of a Fairway Wood, and all our latest distance and forgiveness tech. Its head size and shape, along with its shaft length, sit between the two club types. Now, you can ditch disaster-prone Fairway Woods and still maintain proper gapping at the top of your bag.

REPLACES	Long Irons, Fairway Woods
SWING SPEED	Moderate
LAUNCH	High
FORGIVENESS	
DISTANCE	
WORKABILITY	



Get max speed and distance for the moderate swing speed player with HALO XL Lite Fairway Woods. This unique build features a lighter clubhead, more loft, and modified internal weighting, all to help you add more speed to your swing. And fear not, these Fairway Woods still carry the full slate of our latest HALO XL tech, so you'll enjoy better distance, forgiveness and consistency on every strike.

REPLACES	Long Irons, Hybrids
SWING SPEED	Moderate
LAUNCH	High
FORGIVENESS	
DISTANCE	
WORKABILITY	



All-new HALO XL Hybrids are a versatile long-game option that make for a great long-Iron or Fairway Wood substitute. GlideRail sole tech helps you get in-and-out of the turf without interference so you can break out of tough lies, thick rough, or even a fairway bunker or two. And with MainFrame XL, you get added distance and forgiveness for complete confidence on every swing.

REPLACES	Long Irons, Fairway Woods
SWING SPEED	Moderate-Fast
LAUNCH	Highest
FORGIVENESS	
DISTANCE	
WORKABILITY	

# HALO XL FAIRWAY MEN'S

Stuck trying to get your long game off the ground? Say no more. All-new Halo XL Fairway Woods feature upgraded GlideRail sole technology for optimal turf interaction on shots off the deck. Plus, with new MainFrame XL Faces, low Centers of Gravity, and Rebound Frame, HALO XL Fairway Woods are everything you need to ditch the duffs and launch your long game to a new level.

## KEY INNOVATIONS

### MainFrame XL Face

MainFrame XL Face Technology uses a variable thickness pattern that maximizes flex at impact to boost distance. It also repositions weight low and deep in the clubhead for added forgiveness and consistency.

### GlideRail

Our proprietary GlideRail Technology gets a new, optimized design to deliver cleaner, uninterrupted swings through the turf. Two rails along the sole of the club help keep the face straight through impact.

### XL Head Design

With an improved XL Head Design packing even more MOI than last generation, plus a low-and-deep weighting profile, players can enjoy long, high-launching ball flight with plenty of forgiveness.

### Rebound Frame

Instead of giving it one flex zone, we've got two. With alternating flex zones acting in-sync, Rebound Frame directs more energy into the ball for speed and distance on every shot.

### Action Mass CB

An 8-gram weight tucked into the end of the shaft counterbalances the club for more control without extra effort. This counterweight helps the club feel lighter on takeaway and stay stable through impact.

### GRIP: LAMKIN CROSSLINE 360



SIZE	CORE	WEIGHT
Standard	.580"	50g

HEAD	LOFT	HAND	LIE	VOLUME	LENGTH†	SWING WEIGHT	CLUB WEIGHT
3	15°	RH/LH	57.5°	190cc	43.75"	D0(A), D1(R,S)	319g(A), 331g(R), 332g(S)
5	18°	RH/LH	58°	177cc	43.25"	D0(A), D1(R,S)	322g(A), 334g(R), 335g(S)
7	21°	RH	58.5°	165cc	42.75"	D0(A), D1(R)	326g(A), 339g(R)
9	24°	RH	59°	156cc	42.25"	D0(A), D1(R)	331g(A), 344g(R)

†To match USGA and R&A industry guidelines, Cleveland Golf has modified how club lengths are measured and published. New published specifications are now approximately 1/4" longer for Fairway Woods.



### GRAPHITE SHAFT: MITSUBISHI TENSEI AV SERIES BLUE 55

	FLEX	WEIGHT	TORQUE	TIP DIAMETER	BUTT DIAMETER	LAUNCH	SPIN
S		59g	4.9°	.335"	.598"	Mid	Mid
R		58g	5.4°	.335"	.600"	Mid	Mid

### GRAPHITE SHAFT: ALDILA ASCENT PL 40

	FLEX	WEIGHT	TORQUE	TIP DIAMETER	BUTT DIAMETER	LAUNCH	SPIN
A		43.5g	6.8°	.335"	.604"	Mid-High	Mid-High

# HALO XL FAIRWAY WOMEN'S

Stuck trying to get your long game off the ground? Say no more. All-new HALO XL Fairway Woods feature upgraded GlideRail sole technology for optimal turf interaction on shots off the deck. Plus, with new MainFrame XL Faces, low Centers of Gravity, and Rebound Frame, HALO XL Fairway Woods are everything you need to ditch the duffs and launch your long game to a new level.

## KEY INNOVATIONS

### MainFrame XL Face

MainFrame XL Face Technology uses a variable thickness pattern that maximizes flex at impact to boost distance. It also repositions weight low and deep in the clubhead for added forgiveness and consistency.

### GlideRail

Our proprietary GlideRail Technology gets a new, optimized design to deliver cleaner, uninterrupted swings through the turf. Two rails along the sole of the club help keep the face straight through impact.

### XL Head Design

With an improved XL Head Design packing even more MOI than last generation, plus a low-and-deep weighting profile, players can enjoy long, high-launching ball flight with plenty of forgiveness.

### Rebound Frame

Instead of giving it one flex zone, we've got two. With alternating flex zones acting in-sync, Rebound Frame directs more energy into the ball for speed and distance on every shot.

### Action Mass CB

An 8-gram weight tucked into the end of the shaft counterbalances the club for more control without extra effort. This counterweight helps the club feel lighter on takeaway and stay stable through impact.

### Women's-Specific Build

The women's HALO XL Fairway Wood has all the same clubhead technology as the men's model, but its components are optimized to fit female swing patterns—such as ideal, shorter shafts with customized flex profiles. Plus, it comes standard with an upgraded grip that provides comfort and great feedback.

HEAD	LOFT	HAND	LIE	VOLUME	LENGTH†	SWING WEIGHT	CLUB WEIGHT
3	15°	RH/LH*	60°	190cc	42.5"	C7	306g
5	18°	RH/LH*	58°	177cc	42"	C7	309g
7	21°	RH	58.5°	165cc	41.5"	C7	314g
9	24°	RH	59°	156cc	41"	C7	318g

\*LH available by custom order

†To match USGA and R&A industry guidelines, Cleveland Golf has modified how club lengths are measured and published. New published specifications are now approximately 1/4" longer for Fairway Woods.



### GRAPHITE SHAFT: ALDILA ASCENT PL 40 WOMEN'S

	FLEX	WEIGHT	TORQUE	TIP DIAMETER	BUTT DIAMETER	LAUNCH	SPIN
L		42.5g	6.9°	.335"	.604"	Mid-High	Mid-High

### GRIP: LAMKIN ST SOFT WOMEN'S



SIZE	CORE	WEIGHT
Undersize	.600"	40g

# HALO XL LITE FAIRWAY MEN'S

All-new HALO XL Lite Fairway Woods are an ideal long game option for moderate swing speed players looking for as much distance as possible. They're a gently modified version of our HALO XL Fairway Woods, but still feature our upgraded GlideRail sole technology for optimal turf interaction on shots off the deck. Plus, with new MainFrame XL Faces, low Centers of Gravity, and Rebound Frame, HALO XL Lite Fairway Woods are everything you need to ditch the duffs and unlock maximum long game distance.

## KEY INNOVATIONS

### Lite-Weight Design

A lighter clubhead with modified weighting, 1.5° added loft, and a lightweight shaft makes these Fairway Woods extra quick for max distance. Even if you don't swing a million miles-per-hour, this design gives you more power behind every strike.

### MainFrame XL Face

MainFrame XL Face Technology uses a variable thickness pattern that maximizes flex at impact to boost distance. We've also repositioned weight within the clubhead for added forgiveness and consistency.

### GlideRail

Our proprietary GlideRail Technology gets a new, optimized design to deliver cleaner, uninterrupted swings through the turf. Two rails along the sole of the club help keep the face straight through impact.

### XL Head Design

An improved XL Head Design with low-and-deep weighting, players can enjoy long, high-launching ball flight with plenty of forgiveness.

### Rebound Frame

Instead of giving it one flex zone, we've got two. With alternating flex zones acting in-sync, Rebound Frame directs more energy into the ball for speed and distance on every shot.

### Action Mass CB

An 8-gram weight tucked into the end of the shaft counterbalances the club for more control without extra effort. This counterweight helps the club feel lighter on takeaway and stay stable through impact.



### GRAPHITE SHAFT: ALDILA ASCENT PL 40

	FLEX	WEIGHT	TORQUE	TIP DIAMETER	BUTT DIAMETER	LAUNCH	SPIN
S	47g	6.7°	.335"	.608"	Mid-High	Mid-High	
R	44.5g	6.7°	.335"	.606"	Mid-High	Mid-High	
A	43.5g	6.8°	.335"	.604"	Mid-High	Mid-High	

### GRIP: GOLF PRIDE TOUR VELVET 360 LITE

	SIZE	CORE	WEIGHT
	Standard	.600"	42g

HEAD	LOFT	HAND	LIE	VOLUME	LENGTH <sup>†</sup>	SWING WEIGHT	CLUB WEIGHT
3HL W	16°	RH/LH	57.5°	186cc	43.75"	D0	306g(A), 307g(R), 310g(S)
5HL W	19°	RH/LH	58°	175cc	43.25"	D0	309g(A), 310g(R), 313g(S)
7HL W	22°	RH	58.5°	164cc	42.75"	D0	313g(A), 314g(R), 317g(S)

<sup>†</sup>To match USGA and R&A industry guidelines, Cleveland Golf has modified how club lengths are measured and published. New published specifications are now approximately 1/4" longer for Fairway Woods.

# HALO XL LITE FAIRWAY WOMEN'S

All-new HALO XL Lite Fairway Woods are an ideal long game option for moderate swing speed players looking for as much distance as possible. They're a gently modified version of our HALO XL Fairway Woods, but still feature our upgraded GlideRail sole technology for optimal turf interaction on shots off the deck. Plus, with new MainFrame XL Faces, low Centers of Gravity, and Rebound Frame, HALO XL Lite Fairway Woods are everything you need to ditch the duffs and unlock maximum long game distance.

## KEY INNOVATIONS

### Lite-Weight Design

A lighter clubhead with modified weighting, 1.5° added loft, and a lightweight shaft makes these Fairway Woods extra quick for max distance. Even if you don't swing a million miles-per-hour, this design gives you more power behind every strike.

### MainFrame XL Face

MainFrame XL Face Technology uses a variable thickness pattern that maximizes flex at impact to boost distance. We've also repositioned weight within the clubhead for added forgiveness and consistency.

### GlideRail

Our proprietary GlideRail Technology gets a new, optimized design to deliver cleaner, uninterrupted swings through the turf. Two rails along the sole of the club help keep the face straight through impact.

### XL Head Design

An improved XL Head Design with low-and-deep weighting, players can enjoy long, high-launching ball flight with plenty of forgiveness.

### Rebound Frame

Instead of giving it one flex zone, we've got two. With alternating flex zones acting in-sync, Rebound Frame directs more energy into the ball for speed and distance on every shot.

### Women's-Specific Build

The women's HALO XL Lite Fairway Wood has all the same clubhead technology as the men's model, but its components are optimized to fit female swing patterns—such as ideal, shorter shafts with customized flex profiles. It comes with an upgraded grip that provides comfort and great feedback, along with our ActionMass CB technology tucked beneath the grip for a more balanced, stable swing.

HEAD	LOFT	HAND	LIE	VOLUME	LENGTH <sup>†</sup>	SWING WEIGHT	CLUB WEIGHT
3HL W	16°	RH/LH*	57.5°	186cc	42.5"	C4	302g
5HL W	19°	RH/LH*	58°	175cc	42"	C4	305g
7HL W	22°	RH	58.5°	164cc	41.5"	C4	309g

\*LH available by custom order

<sup>†</sup>To match USGA and R&A industry guidelines, Cleveland Golf has modified how club lengths are measured and published. New published specifications are now approximately 1/4" longer for Fairway Woods.



### GRAPHITE SHAFT: ALDILA ASCENT PL 40 WOMEN'S

	FLEX	WEIGHT	TORQUE	TIP DIAMETER	BUTT DIAMETER	LAUNCH	SPIN
L	42.5g	6.9°	.335"	.604"	Mid-High	Mid-High	

### GRIP: LAMKIN ST SOFT WOMEN'S

	SIZE	CORE	WEIGHT
	Undersize	.600"	40g

# HALO XL HY-WOOD MEN'S

Want Hybrid control and Fairway Wood distance? Try a Hy-Wood. It's the best elements of a Hybrid design combined with the best aspects of a Fairway Wood. So you can ditch those duff-prone Fairway Woods while still maintaining proper gapping at the top of your bag. **Now also available in 5+ and 6+ lofts.**

## KEY INNOVATIONS

### Hy-Wood Construction

A totally unique clubhead design blending the control of a Hybrid with the distance of a Fairway Wood, its head size and shape, along with its shaft length, fall directly between Fairway Woods and Hybrids. Plus, its lightweight Fairway Wood shaft provides an easy swing with maximum distance.

### MainFrame XL Face

MainFrame XL Face Technology uses a variable thickness pattern that maximizes flex at impact to boost distance. It also repositions weight low and deep in the clubhead for added forgiveness and consistency.

### GlideRail

Our proprietary GlideRail Technology gets a new, optimized design to deliver cleaner, uninterrupted swings through the turf. Three rails along the sole of the club help keep the face straight through impact.

### XL Head Design

With an improved XL Head Design packing even more MOI than last generation, plus a low-and-deep weighting profile, players can enjoy long, high-launching ball flight with plenty of forgiveness.

### Rebound Frame

Instead of giving it one flex zone, we've got two. With alternating flex zones acting in-sync, Rebound Frame directs more energy into the ball for speed and distance on every shot.

### Action Mass CB

An 8-gram weight tucked into the end of the shaft counterbalances the club for more control without extra effort. This counterweight helps the club feel lighter on takeaway and stay stable through impact.

### GRIP: LAMKIN CROSSLINE 360

SIZE	CORE	WEIGHT
Standard	.580"	50g

HEAD	LOFT	HAND	LIE	VOLUME	LENGTH†	SWING WEIGHT	CLUB WEIGHT
3+	17°	RH/LH	59°	162cc	42.5"	D1	329g(A), 330g(R), 332g(S)
4+	20°	RH/LH	59.5°	147cc	42"	D1	332g(A), 333g(R), 336g(S)
5+	23°	RH	60°	127cc	41.5"	D1	335g(A), 336g(R), 339g(S)
6+	26°	RH	60.5°	112cc	41"	D1	340g(A), 341g(R), 344g(S)

†To match USGA and R&A industry guidelines, Cleveland Golf has modified how club lengths are measured and published. New published specifications are now approximately 1/4" longer for Fairway Woods.



### GRAPHITE SHAFT: ALDILA ASCENT PL 40

	FLEX	WEIGHT	TORQUE	TIP DIAMETER	BUTT DIAMETER	LAUNCH	SPIN
S		47g	6.7°	.335"	.608"	Mid-High	Mid-High
R		44.5g	6.7°	.335"	.606"	Mid-High	Mid-High
A		43.5g	6.8°	.335"	.604"	Mid-High	Mid-High

# HALO XL HY-WOOD WOMEN'S

Want Hybrid control and Fairway Wood distance? Try a Hy-Wood. It's the best elements of a Hybrid design combined with the best aspects of a Fairway Wood. So you can ditch those duff-prone Fairway Woods while still maintaining proper gapping at the top of your bag. **Now also available in 5+ and 6+ lofts.**

## KEY INNOVATIONS

### Hy-Wood Construction

A totally unique clubhead design blending the control of a Hybrid with the distance of a Fairway Wood, its head size and shape, along with its shaft length, fall directly between Fairway Woods and Hybrids. Plus, its lightweight Fairway Wood shaft provides an easy swing with maximum distance.

### MainFrame XL Face

MainFrame XL Face Technology uses a variable thickness pattern that maximizes flex at impact to boost distance. It also repositions weight low and deep in the clubhead for added forgiveness and consistency.

### GlideRail

Our proprietary GlideRail Technology gets a new, optimized design to deliver cleaner, uninterrupted swings through the turf. Three rails along the sole of the club help keep the face straight through impact.

### XL Head Design

With an improved XL Head Design packing even more MOI than last generation, plus a low-and-deep weighting profile, players can enjoy long, high-launching ball flight with plenty of forgiveness.

### Rebound Frame

Instead of giving it one flex zone, we've got two. With alternating flex zones acting in-sync, Rebound Frame directs more energy into the ball for speed and distance on every shot.

### Action Mass CB

An 8-gram weight tucked into the end of the shaft counterbalances the club for more control without extra effort. This counterweight helps the club feel lighter on takeaway and stay stable through impact.

### Women's-Specific Build

The Women's HALO XL Hy-Wood has all the same clubhead technology as the men's model, but its components are optimized to fit female swing patterns—such as ideal, shorter shafts with customized flex profiles. Plus, it comes standard with an upgraded grip that provides comfort and great feedback.

HEAD	LOFT	HAND	LIE	VOLUME	LENGTH†	SWING WEIGHT	CLUB WEIGHT
3+	17°	RH/LH*	59°	162cc	41.25"	C7	316g
4+	20°	RH/LH*	59.5°	147cc	40.75"	C7	320g
5+	23°	RH	60°	127cc	40.25"	C7	325g
6+	26°	RH	60.5°	112cc	39.75"	C7	330g

\*LH available by custom order

†To match USGA and R&A industry guidelines, Cleveland Golf has modified how club lengths are measured and published. New published specifications are now approximately 1/4" longer for Fairway Woods.



### GRAPHITE SHAFT: ALDILA ASCENT PL 40 WOMEN'S

	FLEX	WEIGHT	TORQUE	TIP DIAMETER	BUTT DIAMETER	LAUNCH	SPIN
L		42.5g	6.9°	.335"	.604"	Mid-High	Mid-High

### GRIP: LAMKIN ST SOFT WOMEN'S

SIZE	CORE	WEIGHT
Undersize	.600"	40g

# HALO XL HYBRID MEN'S

Need a lift? Our all-new HALO XL Hybrids are designed to help you break out of tough lies, thick rough, or even fairway bunkers. Upgraded GlideRail sole technology helps players get in and out of the turf without interference, while MainFrame injects even more MOI for added forgiveness. Now, you can stand over your ball anywhere on the course with just a single thought: "Yeah, I got this."

## KEY INNOVATIONS

### MainFrame XL Face

MainFrame XL Face Technology uses a variable thickness pattern that maximizes flex at impact to boost distance. It also repositions weight low and deep in the clubhead for added forgiveness and consistency.

### GlideRail

Our proprietary GlideRail Technology gets a new, optimized design to deliver cleaner, uninterrupted swings through the turf. Three rails along the sole of the club help keep the face straight through impact.

### XL Head Design

With an improved XL Head Design packing even more MOI than last generation, plus a low-and-deep weighting profile, players can enjoy long, high-launching ball flight with plenty of forgiveness.

### Rebound Frame

Instead of giving it one flex zone, we've got two. With alternating flex zones acting in-sync, Rebound Frame directs more energy into the ball for speed and distance on every shot.

### Action Mass CB

An 8-gram weight tucked into the end of the shaft counterbalances the club for more control without extra effort. This counterweight helps the club feel lighter on takeaway and stay stable through impact.

### GRIP: LAMKIN CROSSLINE 360

SIZE	CORE	WEIGHT
Standard	.580"	50g

HEAD	LOFT	HAND	LIE	VOLUME	LENGTH†	SWING WEIGHT	CLUB WEIGHT
3	18°	RH/LH	60.5°	136cc	41"	DO(A), D1(R,S)	348g(A), 357g(R), 360g(S)
4	21°	RH/LH	61°	123cc	40.5"	DO(A), D1(R,S)	353g(A), 363g(R), 364g(S)
5	24°	RH	61.5°	112cc	40"	DO(A), D1(R)	358g(A), 367g(R)
6	27°	RH	62°	101cc	39.5"	DO(A), D1(R)	363g(A), 372g(R)
7	30°	RH	62.5°	90cc	39"	DO(A), D1(R)	369g(A), 379g(R)

†To match USGA and R&A industry guidelines, Cleveland Golf has modified how club lengths are measured and published. New published specifications are now approximately 1/4" longer for Hybrids.



### GRAPHITE SHAFT: MITSUBISHI TENSEI AV RAW BLUE HYBRID 65

FLEX	WEIGHT	TORQUE	TIP DIAMETER	BUTT DIAMETER	LAUNCH	SPIN
S	70g	3.5°	.370"	.594"	Mid	Mid
R	67g	3.5°	.370"	.592"	Mid	Mid

### GRAPHITE SHAFT: ALDILA ASCENT PL 50 HYBRID

FLEX	WEIGHT	TORQUE	TIP DIAMETER	BUTT DIAMETER	LAUNCH	SPIN
A	59g	4.4°	.370"	.602"	Mid-High	Mid-High

# HALO XL HYBRID WOMEN'S

Need a lift? Our all-new HALO XL Hybrids are designed to help you break out of tough lies, thick rough, or even fairway bunkers. Upgraded GlideRail sole technology helps players get in and out of the turf without interference, while MainFrame injects even more MOI for added forgiveness. Now, you can stand over your ball anywhere on the course with just a single thought: "Yeah, I got this."

## KEY INNOVATIONS

### MainFrame XL Face

MainFrame XL Face Technology uses a variable thickness pattern that maximizes flex at impact to boost distance. It also repositions weight low and deep in the clubhead for added forgiveness and consistency.

### GlideRail

Our proprietary GlideRail Technology gets a new, optimized design to deliver cleaner, uninterrupted swings through the turf. Three rails along the sole of the club help keep the face straight through impact.

### XL Head Design

With an improved XL Head Design packing even more MOI than last generation, plus a low-and-deep weighting profile, players can enjoy long, high-launching ball flight with plenty of forgiveness.

### Rebound Frame

Instead of giving it one flex zone, we've got two. With alternating flex zones acting in-sync, Rebound Frame directs more energy into the ball for speed and distance on every shot.

### Action Mass CB

An 8-gram weight tucked into the end of the shaft counterbalances the club for more control without extra effort. This counterweight helps the club feel lighter on takeaway and stay stable through impact.

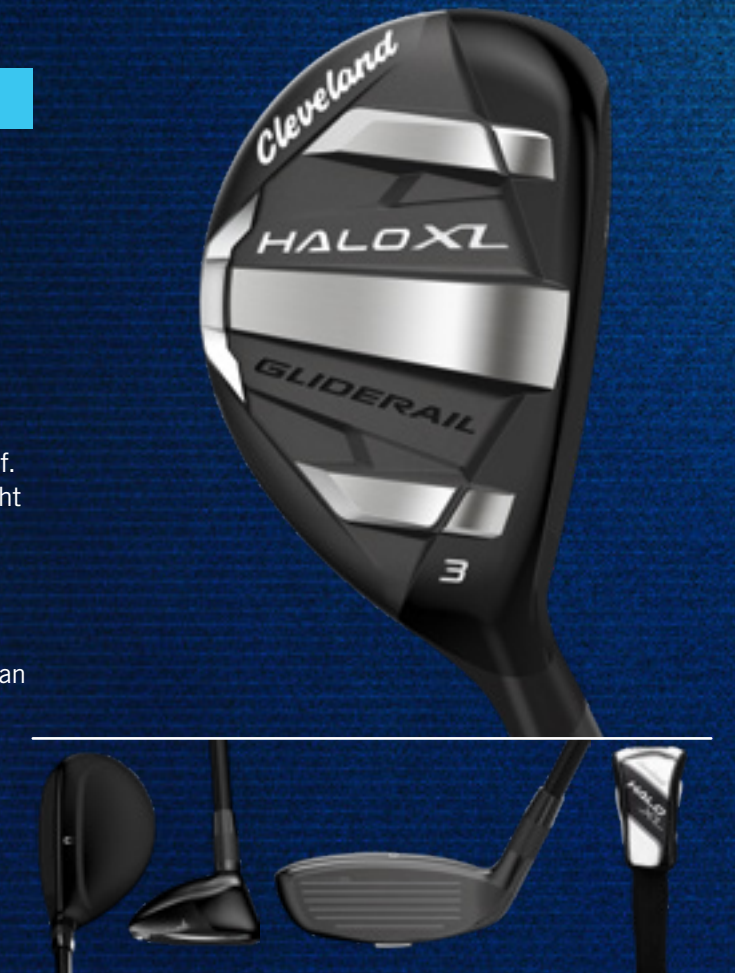
### Women's-Specific Build

The Women's HALO XL Hybrids have all the same clubhead technology as the men's model, but its components are optimized to fit female swings—such as ideal, shorter shafts with customized flex profiles. Plus, it comes standard with an upgraded grip that provides comfort and great feedback.

HEAD	LOFT	HAND	LIE	VOLUME	LENGTH†	SWING WEIGHT	CLUB WEIGHT
3	18°	RH/LH*	60.5°	136cc	40"	C5	334g
4	21°	RH/LH*	61°	123cc	39.5"	C5	337g
5	24°	RH	61.5°	112cc	39"	C5	343g
6	27°	RH	62°	101cc	38.5"	C5	348g
7	30°	RH	62.5°	90cc	38"	C5	355g

\*LH available by custom order

†To match USGA and R&A industry guidelines, Cleveland Golf has modified how club lengths are measured and published. New published specifications are now approximately 1/4" longer for Hybrids.



### GRAPHITE SHAFT: ALDILA ASCENT PL 40 HYBRID WOMEN'S

FLEX	WEIGHT	TORQUE	TIP DIAMETER	BUTT DIAMETER	LAUNCH	SPIN
L	51g	4.9°	.370"	.590"	Mid-High	Mid-High

### GRIP: LAMKIN ST SOFT WOMEN'S

SIZE	CORE	WEIGHT
Undersize	.600"	40g

# LAUNCHER XL<sup>2</sup> DRIVER MEN'S

It's BIG and built for one thing: sending bombs down the middle. The Launcher XL 2 Driver delivers more distance, forgiveness, and consistency than ever, thanks to new MainFrame technology, an improved XL design, and more. Step up and swing BIG. With Launcher XL 2, bigger just got better.

## KEY INNOVATIONS

### MainFrame XL Face

MainFrame XL Face Technology uses a variable thickness pattern that maximizes flex at impact to boost distance. It also repositions weight low and deep in the clubhead for added forgiveness and consistency.

### XL Head Design

With an improved XL Head Design packing even more MOI than last generation, plus a low-and-deep weighting profile, players can enjoy long, high-launching ball flight with plenty of forgiveness.

### Rebound Frame

Instead of giving it one flex zone, we've got two. With alternating flex zones acting in-sync, Rebound Frame directs more energy into the ball for speed and distance on every shot.

### Action Mass CB

An 8g weight tucked into the end of the shaft counterbalances the club for more control without extra effort. This counterweight helps the club feel lighter on takeaway and stay stable through impact.

### Adjustable Hosel

With an adjustable hosel, you can fine-tune your launch angle, distance, and shot shape. Adjust your loft, face angle, and lie angle with 12 different positions. The wrench is sold separately.

### Draw Model

With a reworked chassis, the Launcher XL 2 Draw Model was born to bust the slice and find more fairways so you can stay focused on what to hit next.

### GRIP: LAMKIN CROSSLINE 360



SIZE	CORE	WEIGHT
Standard	.580"	50g

LOFT	HAND	LIE	VOLUME	LENGTH	SWING WEIGHT	CLUB WEIGHT
9.0°	RH/LH	58.5°	460cc	45.5"	D3(R,S)	307g(A)
10.5°	RH/LH	60°	460cc	45.5"	D2(A), D3(R,S)	319g(R)
12.0°	RH/LH	58.5°	460cc	45.5"	D2(A), D3(R)	320g(S)
9.0° Draw	RH	59.5°	460cc	45.5"	D2	307g(A)
10.5° Draw	RH/LH	61°	460cc	45.5"	D2	308g(R)
12.0° Draw	RH/LH	59.5°	460cc	45.5"	D2	311g(S)



### GRAPHITE SHAFT: MITSUBISHI TENSEI AV SERIES BLUE 55\*

FLEX	WEIGHT	TORQUE	TIP DIAMETER	BUTT DIAMETER	LAUNCH	SPIN
S	59g	4.9°	.335"	.598"	Mid	Mid
R	58g	5.4°	.335"	.600"	Mid	Mid

\*Stock shaft for Launcher XL 2 (S,R)

### GRAPHITE SHAFT: ALDILA ASCENT PL 40\*

FLEX	WEIGHT	TORQUE	TIP DIAMETER	BUTT DIAMETER	LAUNCH	SPIN
S	47g	6.7°	.335"	.608"	Mid-High	Mid-High
R	45g	6.7°	.335"	.606"	Mid-High	Mid-High
A	44g	6.8°	.335"	.604"	Mid-High	Mid-High

\*Stock shaft for Launcher XL 2 Draw (S,R,A) and Launcher XL 2 (A)

# LAUNCHER XL<sup>2</sup> DRAW DRIVER WOMEN'S

It's BIG and built for one thing: sending bombs down the middle. The Launcher XL 2 Draw Driver delivers more distance, forgiveness, and consistency than ever, thanks to new MainFrame technology, an improved XL design, and more. Step up and swing BIG. With Launcher XL 2 Draw Driver, bigger just got better.

## KEY INNOVATIONS

### MainFrame XL Face

MainFrame XL Face Technology uses a variable thickness pattern that maximizes flex at impact to boost distance. It also repositions weight low and deep in the clubhead for added forgiveness and consistency.

### XL Head Design

With an improved XL Head Design packing even more MOI than last generation, plus a low-and-deep weighting profile, players can enjoy long, high-launching ball flight with plenty of forgiveness.

### Rebound Frame

Instead of giving it one flex zone, we've got two. With alternating flex zones acting in-sync, Rebound Frame directs more energy into the ball for speed and distance on every shot.


### Action Mass CB

An 8g weight tucked into the end of the shaft counterbalances the club for more control without extra effort. This counterweight helps the club feel lighter on takeaway and stay stable through impact.

### Women's-Specific Build

All the same clubhead technology as the men's model, but optimized components fit to female swing patterns—such as ideal, shorter shafts with customized flex profiles and an upgraded grip.

### GRIP: LAMKIN ST SOFT WOMEN'S



SIZE	CORE	WEIGHT
Undersize	.600"	40g

LOFT	HAND	LIE	VOLUME	LENGTH	SWING WEIGHT	CLUB WEIGHT
12.0° Draw	RH*	59.5°	460cc	44.125"	C7	294g

\*LH available by custom order



### GRAPHITE SHAFT: ALDILA ASCENT PL 40 WOMEN'S

FLEX	WEIGHT	TORQUE	TIP DIAMETER	BUTT DIAMETER	LAUNCH	SPIN
L	42g	6.9°	.335"	.604"	Mid-High	Mid-High



## HALO XL FULL-FACE IRONS



## ZIPCORE XL IRONS



They're big, bold, and built to help you play better. XL-size hybrid-Iron profiles, AI-designed face tech, full-face grooves, and more all come together to give you a big boost of distance and a huge helping of forgiveness. Yeah, golf's fun! Now get out there and do the darn thing.

A traditional, cavity back profile, featuring MainFrame in the long Irons and ZipCore in the short Irons. It's a setup for players seeking a little more forgiveness in their long game with a touch of workability on shorter shots, all in the same set of Irons.

	HALO XL FULL-FACE IRONS	ZIPCORE XL IRONS
Type	Super Game Improvement	Game Improvement
Handicap	High	Mid-High
Trajectory	High	Mid-High
Distance		
Forgiveness		
Workability		
<b>FEATURES</b>		
ZipCore	-	✓
HydraZip	✓	✓
MainFrame	✓	✓
Action Mass CB	✓	✓
Full-Face Grooves	✓	-
XL Head Design	✓	✓
GlideRail	✓	-
V-Shaped Sole	✓	✓



### FLIGHT CHART

- HALO XL FULL-FACE IRONS
- ZIPCORE XL IRONS

# ZIPCORE XL IRONS MEN'S

A great-looking set packed with performance? That's what makes the new ZipCore XL Irons some of our most exciting yet. Distance-focused, forgiving long Irons pair with precise short Irons. It's power where you need it, and control where you want it, all from a single set.

## KEY INNOVATIONS

### ZipCore

ZipCore Technology in the 8i-SW sets the Center of Gravity right where you strike the ball, giving you more consistent performance and enhanced forgiveness. And, by adding an abundance of high/low and heel/toe MOI, you'll enjoy increased feel and control.

### HydraZip

Our proprietary dynamic blast and laser-milled line system creates roughness to enhance friction, optimizing spin for distance with long Irons and control with short Irons.

### MainFrame

MainFrame in the 4i-7i is a system of channels and cavities carefully milled into the backside of ZipCore XL Iron faces to maximize flex at impact. Boosting COR while also repositioning mass for a lower CG, MainFrame creates faster ball speed plus more consistency and forgiveness.

### XL Head Design

A bigger head allows us to position more mass away from the center of the club for more MOI. That MOI boosts forgiveness to levels that help all your shots launch high and fly straight.

### Action Mass CB

An 8g weight placed inside the butt end of the shaft offers better balance for more control without extra effort. This counterbalance makes the clubhead feel lighter on takeaway and helps deliver a square face through your downswing.

### GRIP: LAMKIN CROSSLINE 360

SIZE	CORE	WEIGHT
Standard	.580"	50g

HEAD	LOFT	HAND	LIE	OFFSET	LENGTH	STEEL SW	GRAPHITE SW
4	20°	RH/LH	61.5°	4.7mm	39.125"	D2	D0
5	23°	RH/LH	62°	3.9mm	38.5"	D2	D0
6	26°	RH/LH	62.5°	3.7mm	37.875"	D2	D0
7	29°	RH/LH	63°	3.4mm	37.25"	D2	D0
8	33°	RH/LH	63.5°	3.0mm	36.75"	D2	D0
9	38°	RH/LH	64°	2.6mm	36.25"	D2	D0
PW	43°	RH/LH	64.5°	2.2mm	36"	D2	D0
GW	48°	RH/LH	65°	1.8mm	35.75"	D3	D1
SW	54°	RH	65°	1.4mm	35.75"	D3	D1



### STEEL SHAFT: KBS TOUR LITE

FLEX	WEIGHT*	TORQUE	BUTT DIAMETER	LAUNCH	SPIN
S	96g	2.3°	.600"	High	High
R	95g	2.5°	.600"	High	High

\*Steel shaft weights listed are based on the trimmed length of a standard length 7 iron

### GRAPHITE SHAFT: UST HELIUM NANOCORE 60

FLEX	WEIGHT	TORQUE	BUTT DIAMETER	LAUNCH	SPIN
S (F4)	65g	4.5°	.602"	High	High
R (F3)	63g	4.5°	.601"	High	High
A (F2)	59g	4.5°	.596"	High	High

# ZIPCORE XL IRONS WOMEN'S

A great-looking set packed with performance? That's what makes the new ZipCore XL Irons some of our most exciting yet. Distance-focused, forgiving long Irons pair with precise short Irons. It's power where you need it, and control where you want it, all from a single set.

## KEY INNOVATIONS

### ZipCore

ZipCore Technology in the 8i-SW sets the Center of Gravity right where you strike the ball, giving you more consistent performance and enhanced forgiveness. And, by adding an abundance of high/low and heel/toe MOI, you'll enjoy increased feel and control.

### HydraZip

Our proprietary dynamic blast and laser-milled line system creates roughness to enhance friction, optimizing spin for distance with long Irons and control with short Irons.

### MainFrame

MainFrame in the 4i-7i is a system of channels and cavities carefully milled into the backside of ZipCore XL Iron faces to maximize flex at impact. Boosting COR while also repositioning mass for a lower CG, MainFrame creates faster ball speed plus more consistency and forgiveness.

### XL Head Design

A bigger head allows us to position more mass away from the center of the club for more MOI. That MOI boosts forgiveness to levels that help all your shots launch high and fly straight.

### Action Mass CB

An 8g weight placed inside the butt end of the shaft offers better balance for more control without extra effort. This counterbalance makes the clubhead feel lighter on takeaway and helps deliver a square face through your downswing.

### Women's-Specific Build

The Women's ZipCore XL Irons have all the same clubhead technology as the men's model, but their components are optimized to fit female swings—such as ideal, shorter shafts with customized flex profiles. Plus, they come standard with an upgraded grip that provides comfort and great feedback through your downswing.

HEAD	LOFT	HAND	LIE	OFFSET	LENGTH	SWING WEIGHT
4	20°	RH*	61.5°	4.7mm	38.125"	C5
5	23°	RH*	62°	3.9mm	37.5"	C5
6	26°	RH*	62.5°	3.7mm	36.875"	C5
7	29°	RH*	63°	3.4mm	36.25"	C5
8	33°	RH*	63.5°	3.0mm	35.75"	C5
9	38°	RH*	64°	2.6mm	35.25"	C5
PW	43°	RH*	64.5°	2.2mm	35"	C5
GW	48°	RH*	65°	1.8mm	34.75"	C6
SW	54°	RH	65°	1.4mm	34.75"	C6

\*LH available by custom order



### GRAPHITE SHAFT: UST HELIUM NANOCORE 50

FLEX	WEIGHT	TORQUE	BUTT DIAMETER	LAUNCH	SPIN
L (F1)	53g	4.2°	.587"	High	High

### GRIP: LAMKIN ST SOFT WOMEN'S

SIZE	CORE	WEIGHT
Undersize	.600"	40g

# HALO XL FULL-FACE IRONS MEN'S

Wanna get better? Go bigger. All-new HALO XL Full-Face Irons give you both. Bigger, hollow heads for more forgiveness. Better spin thanks to HydraZip face blasts. Better turf interaction from three enhanced sole designs. And bigger, full-face grooves—an industry-first for an Iron—for better strike performance across the face.

## KEY INNOVATIONS

### XL Head Design

A bigger head allows us to position more mass away from the center of the club for more MOI. That MOI boosts forgiveness to levels that help all your shots launch high and fly straight.

### Full-Face Grooves

For the first time ever in an Iron, Full-Face Grooves help you get consistent performance no matter where you strike the ball. A 2-line, groove-based alignment system helps you squarely address your ball and setup on-line to your target.

### HydraZip

HydraZip Technology uses a dynamic blast system designed to maximize spin in wet or dry conditions, and from anywhere around the green. This proprietary spin technology ensures consistent performance in all conditions and from any lie.

### Three Sole Transition

Long Irons feature GlideRail, which improves turf interaction and promotes solid contact on sweeping swings. Mid-range lofts feature our V-Shaped sole, designed to cut through turf so you can hit down on the ball without digging. In the short Irons, our Three-Tiered Sole provides maximum forgiveness on pitches, chips, and bunker shots.

### MainFrame

Designed using artificial intelligence, MainFrame uses a variable thickness pattern to increase ball speed, while unique weight pad designs ensure maximum forgiveness across the face.

### Action Mass CB

An 8g weight tucked into the end of the shaft counterbalances the club for more control without extra effort. This counterweight helps the club feel lighter on takeaway and stay stable through impact.

### GRIP: LAMKIN CROSSLINE 360



SIZE	CORE	WEIGHT
Standard	.580"	50g

HEAD	LOFT	HAND	LIE	OFFSET	LENGTH	STEEL SW	GRAPHITE SW
4	20°	RH/LH	61.5°	2.3mm	39.125"	D2	D0
5	23°	RH/LH	62°	2.2mm	38.5"	D2	D0
6	26°	RH/LH	62.5°	2.1mm	37.875"	D2	D0
7	29°	RH/LH	63°	2.0mm	37.25"	D2	D0
8	33°	RH/LH	63.5°	2.0mm	36.75"	D2	D0
9	38°	RH/LH	64°	1.9mm	36.25"	D2	D0
PW	43°	RH/LH	64.5°	1.8mm	36"	D2	D0
GW	48°	RH/LH	65°	1.3mm	35.75"	D3	D1
SW	54°	RH	65°	0.6mm	35.75"	D3	D1



### STEEL SHAFT: KBS TOUR LITE

FLEX	WEIGHT*	TORQUE	BUTT DIAMETER	LAUNCH	SPIN
S	96g	2.3°	.600"	High	High
R	95g	2.5°	.600"	High	High

\*Steel shaft weights listed are based on the trimmed length of a standard length 7 iron

### GRAPHITE SHAFT: UST HELIUM NANOCORE 60

FLEX	WEIGHT	TORQUE	BUTT DIAMETER	LAUNCH	SPIN
S (F4)	65g	4.5°	.602"	High	High
R (F3)	63g	4.5°	.601"	High	High
A (F2)	59g	4.5°	.596"	High	High

# HALO XL FULL-FACE IRONS WOMEN'S

Wanna get better? Go bigger. All-new HALO XL Full-Face Irons give you both. Bigger, hollow heads for more forgiveness. Better spin thanks to HydraZip face blasts. Better turf interaction from three enhanced sole designs. And bigger, full-face grooves—an industry-first for an Iron—for better strike performance across the face.

## KEY INNOVATIONS

### XL Head Design

A bigger head allows us to position more mass away from the center of the club for more MOI. That MOI boosts forgiveness to levels that help all your shots launch high and fly straight. Plus, bigger heads create more space for club face grooves.

### Full-Face Grooves

For the first time ever in an Iron, Full-Face Grooves help you get consistent performance no matter where you strike the ball. A 2-line, groove-based alignment system helps you squarely address your ball and setup on-line to your target.

### HydraZip

HydraZip Technology uses a dynamic blast system designed to maximize spin in wet or dry conditions, and from anywhere around the green. This proprietary spin technology ensures consistent performance in all conditions and from any lie.

### Three Sole Transition

Long Irons feature GlideRail, which improves turf interaction and promotes solid contact on sweeping swings. Mid-range lofts feature our V-Shaped sole, designed to cut through turf so you can hit down on the ball without digging. In the short Irons, our Three-Tiered Sole provides maximum forgiveness on pitches, chips, and bunker shots.

### MainFrame

Designed using artificial intelligence, MainFrame uses a variable thickness pattern to increase ball speed, while unique weight pad designs ensure maximum forgiveness across the face.

### Women's-Specific Build

The Women's HALO XL Full-Face Irons have all the same clubhead technology as the men's model, but their components are optimized to fit female swings—such as ideal, shorter shafts with customized flex profiles. Plus, they come standard with an upgraded grip that provides comfort and great feedback.

HEAD	LOFT	HAND	LIE	OFFSET	LENGTH	SWING WEIGHT
4	20°	RH*	61.5°	2.3mm	38.125"	C5
5	23°	RH*	62°	2.2mm	37.5"	C5
6	26°	RH*	62.5°	2.1mm	36.875"	C5
7	29°	RH*	63°	2.0mm	36.25"	C5
8	33°	RH*	63.5°	2.0mm	35.75"	C5
9	38°	RH*	64°	1.9mm	35.25"	C5
PW	43°	RH*	64.5°	1.8mm	35"	C5
GW	48°	RH*	65°	1.3mm	34.75"	C6
SW	54°	RH	65°	0.6mm	34.75"	C6


\*LH available by custom order



### GRAPHITE SHAFT: UST HELIUM NANOCORE 50

FLEX	WEIGHT	TORQUE	BUTT DIAMETER	LAUNCH	SPIN
L (F1)	53g	4.2°	.587"	High	High

### GRIP: LAMKIN ST SOFT WOMEN'S



SIZE	CORE	WEIGHT
Undersize	.600"	40g

# LAUNCHER MAX MEN'S

A new addition to the Cleveland Golf Irons line, Launcher MAX does exactly what it says—it maximizes high launch performance—while also heightening forgiveness on off-center shots. The large undercut cavity back design of Launcher MAX is engineered to move the Center of Gravity low and deep, optimizing high trajectory angles and increasing MOI. And thanks to a large, thin face, COR is boosted for more ball speed, creating maximum distance.

## KEY INNOVATIONS

### Wide Sole Design

The wide sole design of Launcher MAX Irons adds forgiveness and helps create more consistent turf interaction.

### Undercut Cavity Back Design

A full cavity back design with an engineered undercut deepens the Center of Gravity and increases MOI, creating a high launch and heightening forgiveness, even on off-center strikes.

### Lightweight Design

Launcher MAX Irons feature both lightweight steel and ultralightweight graphite shaft options for an easy to swing feel and easy to launch performance.



### STEEL SHAFT: KBS MAX 85


FLEX	WEIGHT*	BUTT DIAMETER	LAUNCH	SPIN
S	100g	.600"	High	High
R	98g	.600"	High	High

\*Steel shaft weights listed are based on the trimmed length of a standard length 7 iron

### GRAPHITE SHAFT: UST HELIUM NANOCORE 60

FLEX	WEIGHT	TORQUE	BUTT DIAMETER	LAUNCH	SPIN
R (F3)	63g	4.5°	.601"	High	High
A (F2)	59g	4.5°	.596"	High	High

### GRIP: LAMKIN CROSSLINE BLACK



SIZE	CORE	WEIGHT
Standard	.580"	50g

HEAD	LOFT	HAND	LIE	OFFSET	LENGTH	STEEL SW	GRAPHITE SW
5	24°	RH	61.5°	4.4mm	38.25"	D1	C9
6	27°	RH	62.25°	3.9mm	37.75"	D1	C9
7	31°	RH	63°	3.4mm	37.25"	D1	C9
8	35°	RH	63.5°	2.9mm	36.75"	D1	C9
9	39°	RH	64°	2.5mm	36.25"	D1	C9
PW	44°	RH	64.5°	2.2mm	35.75"	D1	C9
GW	49°	RH	64.5°	2.0mm	35.25"	D2	D0

# LAUNCHER MAX WOMEN'S

A new addition to the Cleveland Golf Irons line, Launcher MAX does exactly what it says—it maximizes high launch performance—while also heightening forgiveness on off-center shots. The large undercut cavity back design of Launcher MAX is engineered to move the Center of Gravity low and deep, optimizing high trajectory angles and increasing MOI. And thanks to a large, thin face, COR is boosted for more ball speed, creating maximum distance.

## KEY INNOVATIONS

### Wide Sole Design

The wide sole design of Launcher MAX Irons adds forgiveness and helps create more consistent turf interaction.

### Undercut Cavity Back Design

A full cavity back design with an engineered undercut deepens the Center of Gravity and increases MOI, creating a high launch and heightening forgiveness, even on off-center strikes.

### Lightweight Design

Launcher MAX Irons feature both lightweight steel and ultralightweight graphite shaft options for an easy to swing feel and easy to launch performance.

### Women's-Specific Build

The Women's Launcher MAX Irons have all the same clubhead technology as the men's model, but their components are optimized to fit female swings—such as ideal, shorter shafts with customized flex profiles. Plus, they come standard with an upgraded grip that provides comfort and great feedback through your downswing.



### GRAPHITE SHAFT: UST HELIUM NANOCORE 50

FLEX	WEIGHT	TORQUE	BUTT DIAMETER	LAUNCH	SPIN
L (F1)	53g	4.2°	.587"	High	High

### GRIP: LAMKIN ST SOFT WOMEN'S



SIZE	CORE	WEIGHT
Undersize	.600"	40g

HEAD	LOFT	HAND	LIE	OFFSET	LENGTH	SWING WEIGHT
5	24°	RH	61.5°	4.4mm	37.25"	C4
6	27°	RH	62.25°	3.9mm	36.75"	C4
7	31°	RH	63°	3.4mm	36.25"	C4
8	35°	RH	63.5°	2.9mm	35.75"	C4
9	39°	RH	64°	2.5mm	35.25"	C4
PW	44°	RH	64.5°	2.2mm	34.75"	C4
GW	49°	RH	64.5°	2.0mm	34.25"	C5

# JUNIOR SET

Cleveland Golf's Junior Sets make it easy for youngsters to grow into a game they can enjoy for a lifetime. Each junior club features similar technology found in Cleveland Golf's standard equipment.

## OPTIMIZED SETS:

Cleveland Golf Junior Sets are available in three different options, with each club optimized for juniors in specific age and size ranges. Carry Bag is included. All Drivers, Fairways, and Hybrids include head covers.

## LARGE SET:

7-piece set suits juniors age 10-12 or 54"-63" tall. Includes: Driver (18°), Fairway (22°), Hybrid (28°), 7 & 9 Iron, Wedge (56°), Putter

## MEDIUM SET:

6-piece set suits juniors age 7-9 or 44"-53" tall. Includes: Driver (18°), Hybrid (28°), 7 & 9 Iron, Wedge (56°), Putter

## SMALL SET:

3-piece set suits juniors age 4-6 or 36"-43" tall. Includes: Fairway (22°), 7 Iron, Putter

All sets available right handed.



LARGE SET



MEDIUM SET



SMALL SET



Driver (18°)

Fairway (22°)

Hybrid (28°)

7 Iron

9 Iron

Wedge (56°)

Putter



The new Bloom complete set features lightweight, distance driven technology specifically engineered for the beginner and intermediate female golfer. Available in two colorways with matching headcovers included.

#### SET MAKEUP

Driver, 5 Wood, 5 Hybrid, 7i – PW, SW, Putter. Includes headcovers for the Driver, Fairway Wood, Hybrid, and Putter.

#### BLOOM DRIVER

A large and forgiving head shape combined with high loft and a low Center of Gravity make the Bloom Driver both longer and straighter off the tee.

#### BLOOM FAIRWAY WOOD

A low Center of Gravity creates ideal launch conditions to hit the ball high and land it soft with the Bloom Fairway Wood.

#### BLOOM HYBRID

Bloom Hybrid is a versatile club that can help players of all skill levels. The unique design gives the accuracy of an Iron, the distance of a Wood, and a high launching trajectory for increased forgiveness and distance.

#### BLOOM IRONS

Designed with advanced lightweight technology, Bloom Irons feature a forgiving cavity back design and a responsive face for maximum distance.

#### BLOOM WEDGE

The Bloom Wedge adds consistency to your short game with superior spin technology for more control and a wide sole for smoother turf interaction from all lies.

#### BLOOM PUTTER

With a traditional, confidence-inspiring look, the Bloom Putter makes it easy to line up, and the perimeter weighting promotes consistency on the green.


#### BLOOM CART BAG

The Bloom Cart Bag features a stylish eight-pocket design plus an additional wristlet for valuables. This lightweight, classic design is great for those looking for style and function.

CLUB	LOFT	HAND	LIE	LENGTH	SWING WEIGHT	HEADCOVER
Driver	14°	RH/LH	60°	43.5"	C3	INCLUDED
5 Fairway	19°	RH/LH	59°	41.25"	C3	INCLUDED
5 Hybrid	23°	RH/LH	63°	38.5"	C3	INCLUDED
7 Iron	31°	RH/LH	63°	36.5"	C4	-
8 Iron	35°	RH/LH	63.5°	36"	C4	-
9 Iron	39°	RH/LH	64°	35.5"	C4	-
PW	44°	RH/LH	64.5°	35"	C4	-
SW	56°	RH/LH	64°	34.5"	C4	-
Putter	3°	RH/LH	70°	33"	-	INCLUDED

\* Grey/Blue Available in RH/LH, Black/Pink Available in RH only.  
Note: Custom options not available

#### GRAPHITE SHAFT: BLOOM



Driver

Fairway

Hybrid

Iron

Wedge

Putter



# BAGS, SOFT GOODS, AND ACCESSORIES

CG Foundational Bags  
CG Seasonal Headwear  
CG Foundational Headwear  
CG Accessories



Black/Black



Blue/Grey



Blue/Navy



Navy/Black



Pink/Black



Red/Charcoal

## CG LIGHTWEIGHT CART BAG

DIVIDER 14

WEIGHT 5.4 LBS

POCKETS 8

### DETAILS

- 9.5" 14-Way Top with Grab Handles
- Velour-Lined Valuables Pocket with Water-Resistant Zipper
- Cart-Lock Base with 8 Convenient Pockets



Black/Black



Blue/Navy



Navy/Black



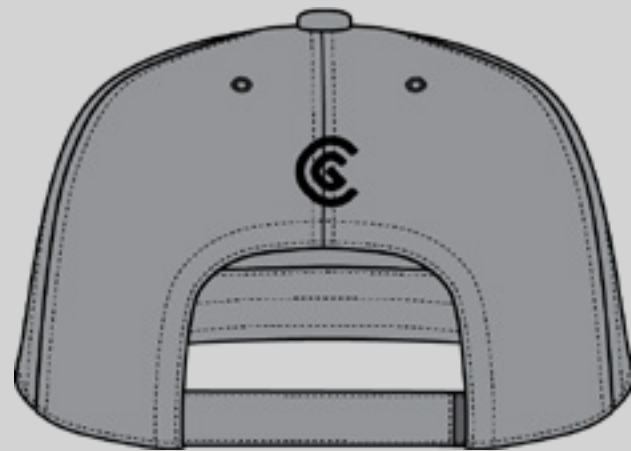
Red/Charcoal

## CG LIGHTWEIGHT STAND BAG

DIVIDER	14	WEIGHT	5.7 LBS	POCKETS	6
---------	----	--------	---------	---------	---

### DETAILS

- 9.5" 14-Way Top with 3 Grab Handles
- Velour-Lined Valuables Pocket with Water-Resistant Zipper
- Double Adjustable Strap System



Black



Grey



Navy



White

## CG GET LUCKY HAT

MATERIAL

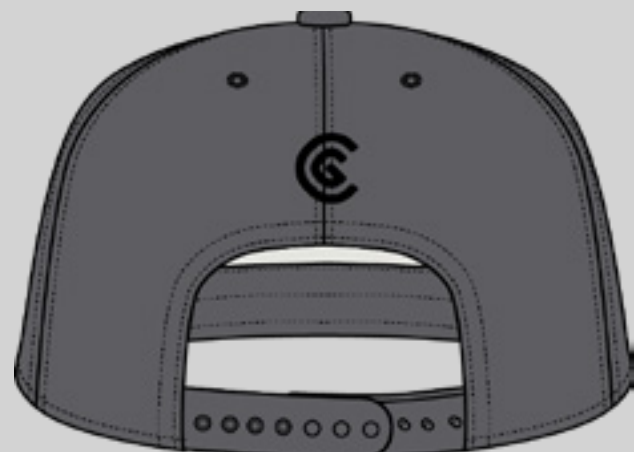
PERFORMANCE POLYESTER

CLOSURE

STRAP BACK

### DETAILS

- “Get Lucky” Woven Patch
- Performance Polyester Material
- 6-Panel Unstructured Design with Strap Back Closure



Black



Grey



Navy



White

## CG CHASING BIRDIES HAT

MATERIAL

PERFORMANCE POLYESTER

CLOSURE

SNAPBACK

### DETAILS

- Woven "Chasing Birdies" Patch
- Structured 5-Panel Construction with Performance Polyester
- Snapback Closure with Embroidered CG Bug on Back



Grey/Black



Navy/White



White/Khaki



Blue/White

## CG STATEMENT COLLECTION 2-TONE LAYUP HAT

MATERIAL PERFORMANCE POLYESTER CLOSURE SNAPBACK

### DETAILS

- Color Gradient Front Panel with 2-Tone Design
- 3D Chainstitched CG Bug Logo
- 5-Panel Structured Construction with Performance Polyester



Khaki



Dark Grey



Black



White

## CG STATEMENT COLLECTION STINGER HAT

MATERIAL

PERFORMANCE POLYESTER

CLOSURE

SNAPBACK

### DETAILS

- PVC CG bug logo
- Laser perforations on side and back panels
- 5-panel structured construction with performance polyester



Black



Navy



Off White



Grey

## CG RETRO SNAPBACK HAT

MATERIAL

POLYESTER

CLOSURE

SNAPBACK

### DETAILS

- Retro 3D embroidered Cleveland logo for bold, vintage style
- 100% polyester material for lightweight comfort and durability
- Snapback closure for a customizable fit

# CG STRAW HAT

MATERIAL

100% COTTON TWILL

CLOSURE

OSFM

## DETAILS

- Eagle-Shaped Straw Construction with Cotton Twill Band
- Embroidered Cleveland Golf Logo
- Inner Lining for Sun Protection





Black



Navy



White

## CG STRUCTURED HAT

MATERIAL PERFORMANCE POLYESTER CLOSURE MICRO-VELCRO LOOP

### DETAILS

- Performance Diamond Polyester
- Moisture-wicking fabric and sweatband
- Cleveland Golf 3D Front Embroidery



Charcoal



White

## CG BUCKET HAT COLLECTION

MATERIAL	100% TWILL COTTON	CLOSURE	FIT TO SIZE
----------	-------------------	---------	-------------

### DETAILS

- Small brim bucket hat with woven label.
- Lightweight cotton material perfect for summer golf.
- Available in two sizes

*Sizes:*

S/M

L/XL



Black/White



White/Blue

## CG DAD HAT

MATERIAL	100% TWILL COTTON	CLOSURE	STRAP BACK
----------	-------------------	---------	------------

### DETAILS

- Embroidered Cleveland Golf logo
- Cotton twill
- Unstructured fit



Navy



White

## CG PERFORMANCE TOUR VISOR

MATERIAL PERFORMANCE POLYESTER CLOSURE STRAP BACK

### DETAILS

- Classic high crown design
- Breathable, moisture-wicking sweatband
- Cleveland Golf 3D front embroidery

## CG TRI-FOLD BAG TOWEL

### DESCRIPTION

- Heavy duty microfiber
- Absorbent and quick drying
- Carabiner clip attachment
- Size: 16"x 21"



## CG HOLLOW IRON HEADCOVER

### DESCRIPTION

- Available in 7-piece sets (4-P, or 5-G) and individual.
- Designed to fit HALO XL Full-Face Irons and Launcher XL HALO Irons.



## CG UMBRELLA

### DESCRIPTION

- 62" double canopy construction
- Wind venting internal cord design
- Molded handle
- Nylon



***SRIXON***® /  ***Cleveland***  
GOLF